


Parts Catalog

Mazda MX-5 MIATA
U.S.A.
(97)



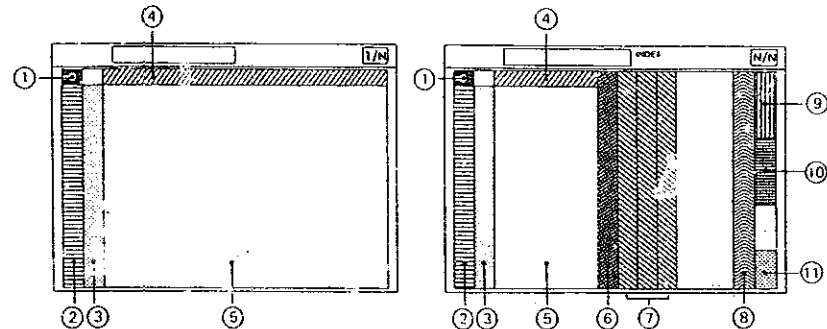
NA35 • -700001-800000

Jul. '98 (FINAL)
Catalog No. AU-NA06-03

MAZDA
© 1998 Mazda Motor Corporation

LAYOUT OF CONTENTS / DISPOSITION TYPOGRAPHIQUE DE CONTENU / DISPOSICION DEL CONTENIDO / ANORDNUNG DES INHALTS

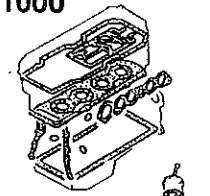
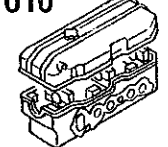
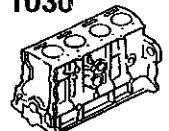
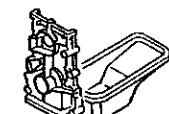
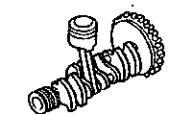

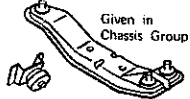
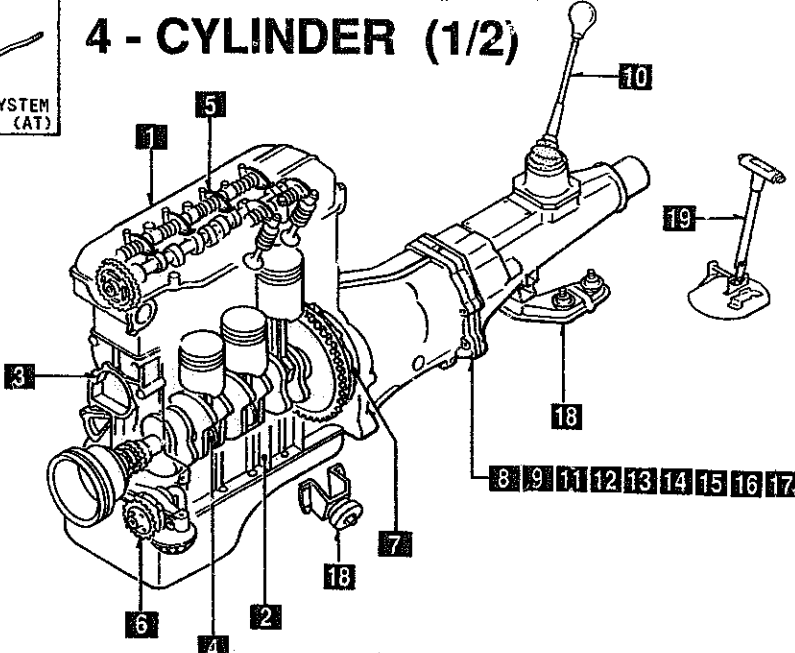
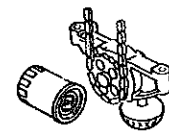
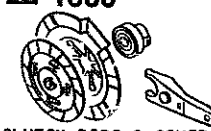

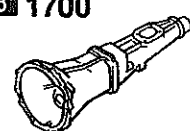
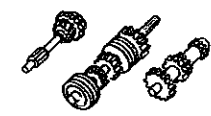


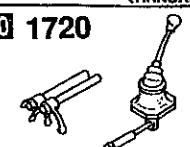
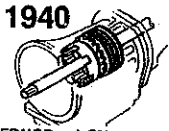
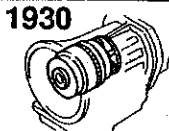

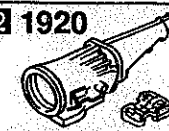
- The following is a typical example of the layout of contents on Mazda microfiche parts catalog.
- Voici un exemple typique de la disposition typographique de contenu dans les microfiches de catalogue des pièces de Mazda.
- El siguiente es un ejemplo típico de la disposición del contenido en una microficha del catálogo de repuestos de Mazda.
- Folgendes ist ein typisches Beispiel der Inhaltsanordnung des Mazda-Mikrofiche-Teilekatalogs.



Remark : The items listed under ④ have been deleted from each fiche since Dec. '93

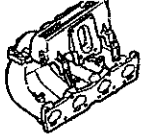
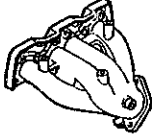

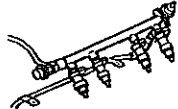
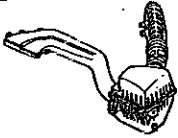
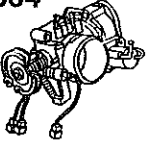
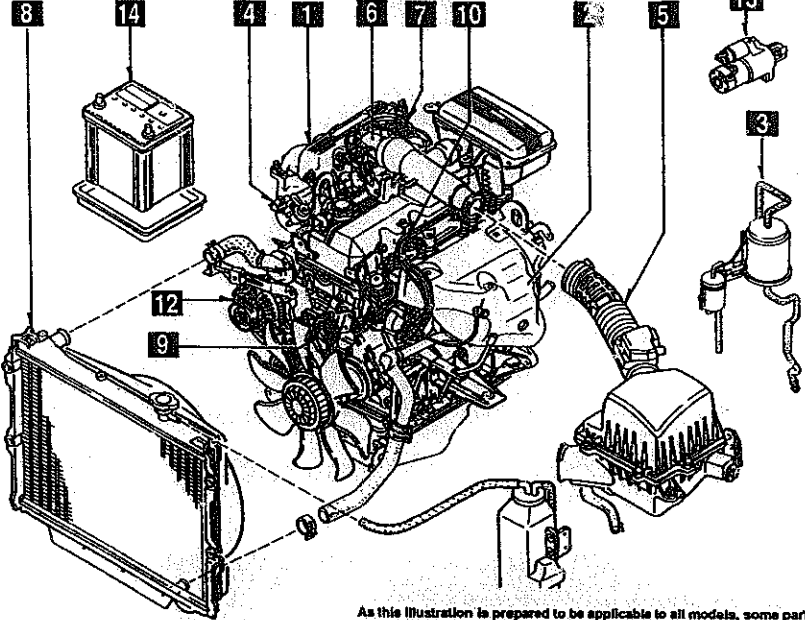








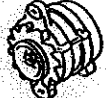
- | | | |
|--|---|---|
| ① • Layout of contents
• Disposition Typographique de Contenu
• Disposición del contenido
• Anordnung des Inhalts | ② • Pictorial Index
• Index par Schémas
• Índice Gráfico
• Illustrierter Index | ③ • Master Section No. Index
• Index des Numéros des Sections Totale
• Índice del Número de la Sección Maestra
• Hauptabschnittsnummer-Index |
| ④ • Section No. Index for the Column
• Index des Numéros des Sections pour les Colonnes
• N° de la Sección para el Índice
• Abschnittsnummer-Index für die Spalte | ⑤ • Illustration & Text
• Illustrations et Textes
• Ilustración y Texto
• Abbildung und Text | ⑥ • Part No. Index
• Index des Numéros des Pièces
• Índice de: N° de Pieza
• Teile-Nr.-Index |
| ⑦ • Alphabetical Index
• Index Alphabétique
• Índice Alfabético
• Alphabetischer Index | ⑧ • Model Identification
• Identification des Modèles
• Identificación del Modelo
• Modell-Kennzeichnung | ⑨ • Vehicle Identification System
• Système d'Identification de Véhicule
• Sistema de Identificación de Vehículo
• Fahrzeug-Identifikations-system |

PICTORIAL INDEX

<p>1000</p>  <p>ENGINE & GASKET SETS</p>	<p>1 1010</p>  <p>CYLINDER HEAD & COVER</p>	<p>2 1030</p>  <p>CYLINDER BLOCK</p>	<p>3 1040</p>  <p>OIL PAN & TIMING COVER</p>	<p>4 1100</p>  <p>PISTON, CRANKSHAFT & FLYWHEEL</p>	<p>5 1200</p>  <p>VALVE SYSTEM</p>
<p>18 3900</p>  <p>ENGINE & T/MISSION MOUNTINGS</p>	<p>GASOLINE ENGINE 4 - CYLINDER (1/2)</p> 			<p>6 1400</p>  <p>OIL PUMP & FILTER</p>	<p>7 1600</p>  <p>CLUTCH DISC & COVER (MANUAL)</p>
<p>17 1960</p>  <p>GASKET & SEAL KIT (AUTOMATIC)</p>				<p>8 1700</p>  <p>TRANSMISSION CASE (MANUAL)</p>	<p>9 1710</p>  <p>TRANSMISSION GEARS (MANUAL)</p>
<p>16 1950</p>  <p>MANUAL LINKAGE SYSTEM (AUTOMATIC)</p>				<p>11 1910</p>  <p>TORQUE CONVERTER, OIL PUMP & PIPINGS (AUTOMATIC)</p>	<p>10 1720</p>  <p>CHANGE CONTROL SYSTEM (MANUAL)</p>
<p>15 1940</p>  <p>GOVERNOR, LOW & REVERSE PISTON (AUTOMATIC)</p>	<p>14 1930</p>  <p>CLUTCHES & PLANETARY GEARS (AUTOMATIC)</p>	<p>13 1925</p>  <p>CONTROL VALVE (AUTOMATIC)</p>	<p>12 1920</p>  <p>TRANSMISSION CASE & MAIN CONTROL SYSTEM (AUTOMATIC)</p>		

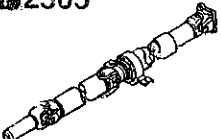

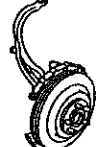


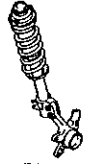
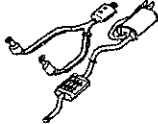
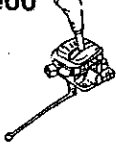
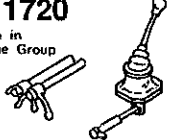
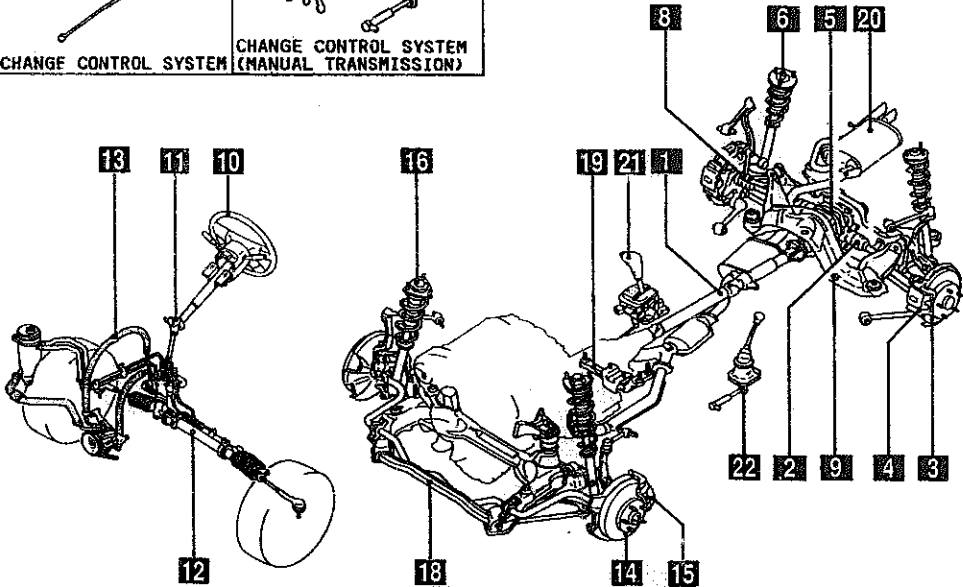

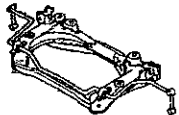
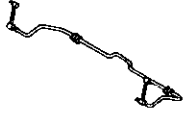

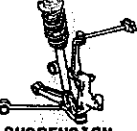





As this illustration is prepared to be applicable to all models, some parts are different in specifications from parts listed in this parts Catalog.

PICTORIAL INDEX

1 1300  INLET MANIFOLD	2 1310  EXHAUST MANIFOLD	3 1320  FUEL SYSTEM	4 1325  FUEL DISTRIBUTOR	5 1330  AIR CLEANER	6 1364  THROTTLE BODY
<h3 style="margin: 0;">GASOLINE ENGINE 4 - CYLINDER (2/2)</h3>					
					
				13  EMISSION CONTROL SYSTEM (INLET SIDE)	7 1370  EMISSION CONTROL SYSTEM (INLET SIDE)
				3  COOLING SYSTEM	8 1500  COOLING SYSTEM
					9 1580  BRACKET, PULLEY & BELT
					10 1800  ENGINE ELECTRICAL SYSTEM
		11 1850  BATTERY	12 1840  STARTER	12 1830  ALTERNATOR	



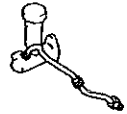

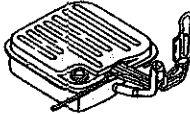

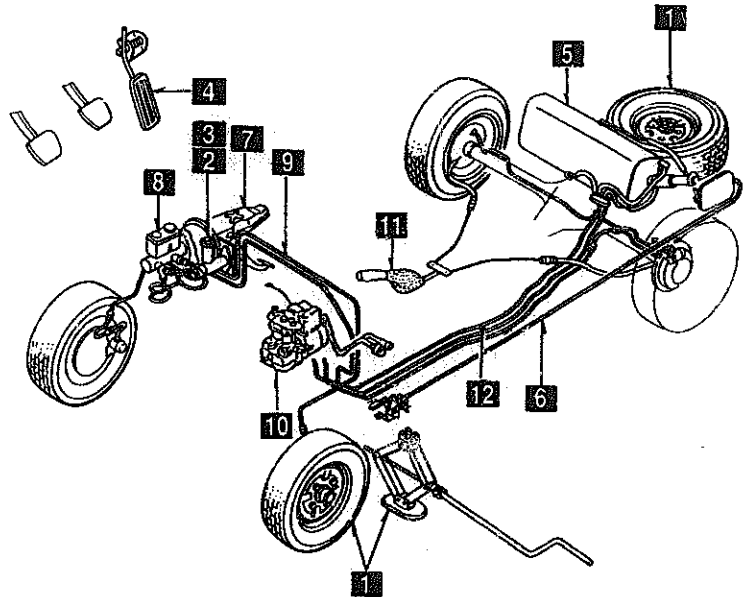


As this illustration is prepared to be applicable to all models, some parts are different in specifications from parts listed in this parts Catalog.

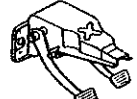
PICTORIAL INDEX

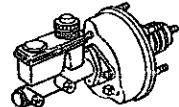
<p>1 2505</p>  <p>REAR PROPELLER SHAFT</p>	<p>2 2550</p>  <p>REAR DRIVE SHAFT</p>	<p>3 2600</p>  <p>REAR AXLE</p>	<p>4 2610</p>  <p>REAR BRAKE MECHANISMS</p>	<p>5 2710</p>  <p>REAR DIFFERENTIALS</p>	<p>6 2800</p>  <p>REAR SUSPENSION MECHANISMS</p>	
<p>20 4000</p>  <p>EXHAUST SYSTEM</p>	<p>21 4600</p>  <p>CHANGE CONTROL SYSTEM</p>	<p>22 1720 Given in Engine Group</p>  <p>CHANGE CONTROL SYSTEM (MANUAL TRANSMISSION)</p>	<h3 style="margin: 0;">CHASSIS (1/2)</h3> 			<p>7</p>
<p>19 3900</p>  <p>ENGINE & T/MISSION MOUNTINGS</p>	<p>13 3410</p>  <p>CROSSMEMBER & STABILIZER</p>			<p>8 2810</p>  <p>REAR STABILIZER</p>		
<p>17</p>				<p>9 2830</p>  <p>REAR LOWER ARMS & SUB FRAME</p>		
<p>16 3400</p>  <p>FRONT SUSPENSION MECHANISMS</p>	<p>15 3310</p>  <p>FRONT BRAKE MECHANISMS</p>	<p>14 3300</p>  <p>FRONT AXLE</p>	<p>13 3240</p>  <p>POWER STEERING SYSTEM (FRONT)</p>	<p>12 3220</p>  <p>STEERING GEAR</p>	<p>11 3210</p>  <p>STEERING COLUMN & SHAFTS</p>	


As this illustration is prepared to be applicable to all models, some parts are different in specifications from parts listed in this parts Catalog.

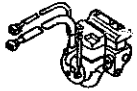
PICTORIAL INDEX

1 3700  TIRES & JACK	2 4140  CLUTCH RELEASE & MASTER CYLINDERS	3 4145  CLUTCH PIPINGS	4 4160  ACCELERATOR CONTROL SYSTEM	5 4200  FUEL TANK	6 4210  FUEL LID OPENER
<h3 style="margin: 0;">CHASSIS (2/2)</h3> 					
As this illustration is prepared to be applicable to all models, some parts are different in specifications from parts listed in this parts Catalog.					
				12 4500  FUEL PIPINGS	11 4400  PARKING BRAKE SYSTEM



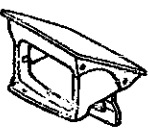
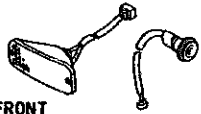


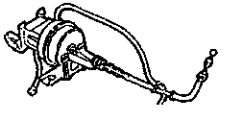
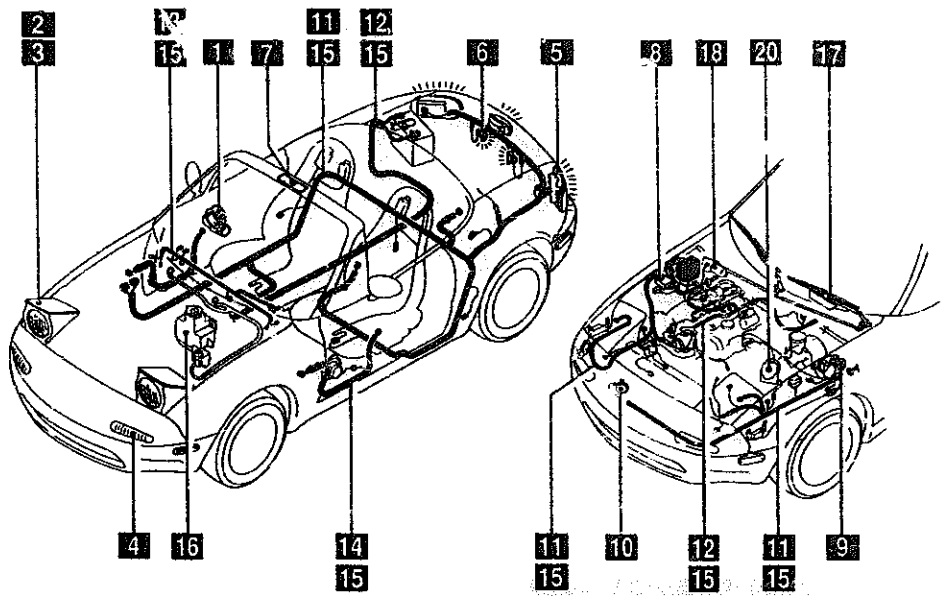



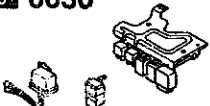
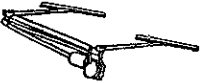

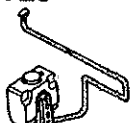





7 4300

 CLUTCH & BRAKE PEDALS

8 4340

 BRAKE MASTER CYLINDER & POWER BRAKE

9 4360

 BRAKE PIPINGS

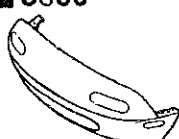

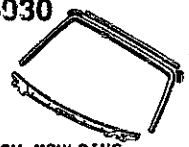

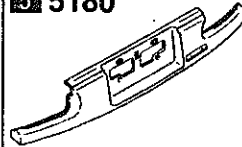

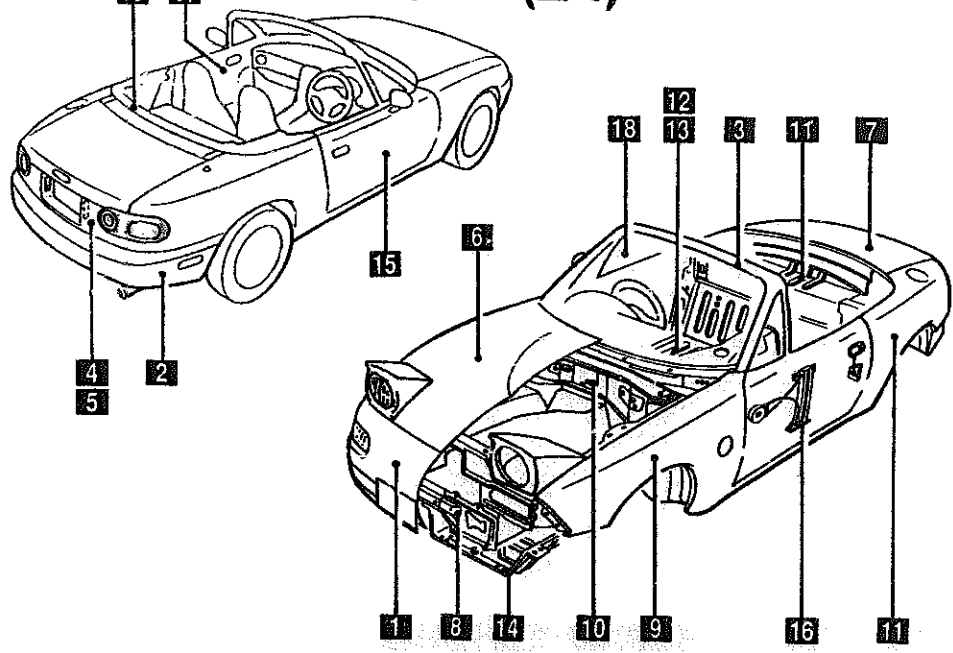



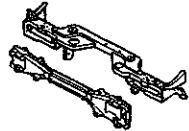


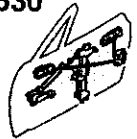


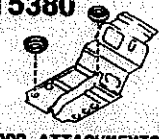

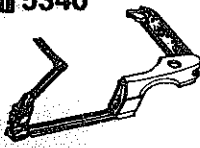
10 4370

 ANTILOCK BRAKE SYSTEM

PICTORIAL INDEX

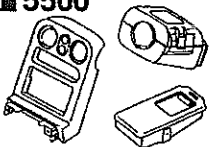


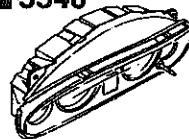
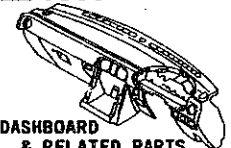
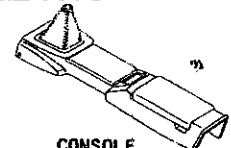
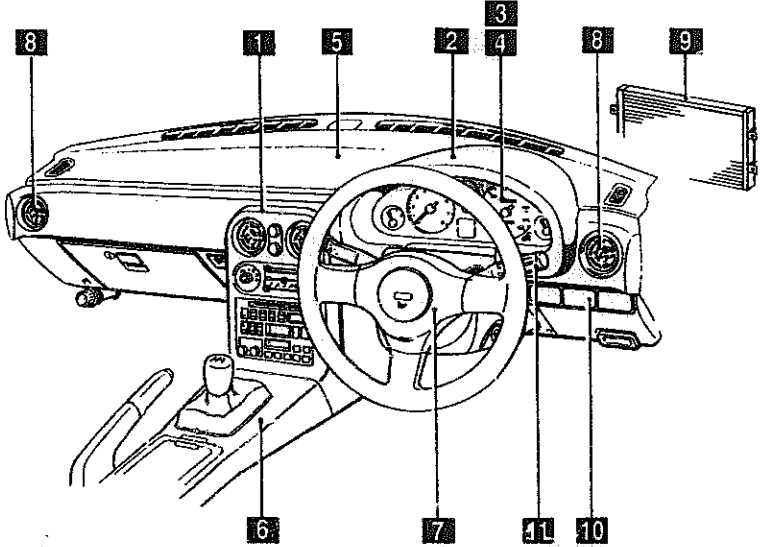

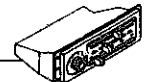
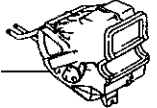


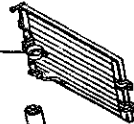





1 0900  KEY SETS	2 5100  HEAD LAMPS	3 5103  HEAD LAMP RETRACTORS	4 5105  FRONT COMBINATION LAMPS	5 5110  REAR COMBINATION LAMPS	6 5120  LICENSE LAMPS
20 6640  AUTO CRUISE CONTROL SYSTEM	<h3 style="margin: 0;">BODY (1/4)</h3> 				7 5125  INTERIOR LAMPS
19					8 6600  SWITCHES & RELAYS (ENGINE)
18 6740  WIPER MOTOR COMPONENTS (FRONT)					9 6630  RELAYS & UNIT (BODY)
17 6730  WINDSHIELD WIPERS					10 6635  DOOR SWITCH & HORNS
16 6720  WINDSHIELD WASHER	15 6704  WIRING HARNESS CLAMPS	14 6703  WIRING HARNESSSES (DOOR, FLOOR/CEILING)	13 6702  WIRING HARNESSSES (DASHBOARD)	12 6701  WIRING HARNESSSES (ENGINE & T/MISSION)	11 6700  WIRING HARNESSSES (FRONT & REAR)

As this illustration is prepared to be applicable to all models, some parts are different in specifications from parts listed in this parts Catalog.

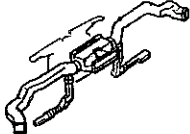


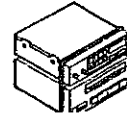
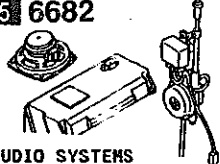

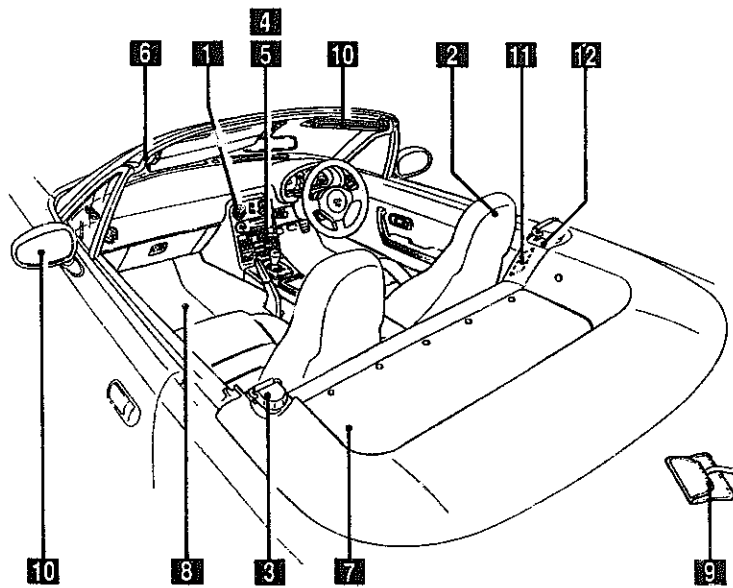
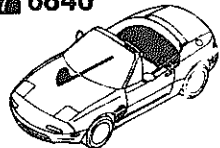
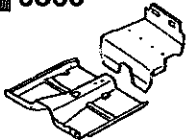




PICTORIAL INDEX

<p>1 5000</p>  <p style="text-align: center;">FRONT BUMPER</p>	<p>2 5010</p>  <p style="text-align: center;">REAR BUMPER</p>	<p>3 5030</p>  <p style="text-align: center;">WINDOW MOULDING & COWL GRILLES</p>	<p>4 5170</p>  <p style="text-align: center;">ORNAMENTS</p>	<p>5 5180</p>  <p style="text-align: center;">REAR FINISHER</p>	<p>6 5230</p>  <p style="text-align: center;">BONNET</p>
<h3 style="margin: 0;">BODY (2/4)</h3> 					
<p>19 6330</p>  <p style="text-align: center;">SUNROOF</p>					<p>7 5260</p>  <p style="text-align: center;">TRUNK LID</p>
<p>18 6300</p>  <p style="text-align: center;">WINDOW GLASSES</p>					<p>8 5310</p>  <p style="text-align: center;">FRONT PANELS</p>
<p>17 840</p>  <p style="text-align: center;">FRONT DOOR TRIMS & RELATED PARTS</p>					<p>9 5320</p>  <p style="text-align: center;">FENDER & WHEEL APRON PANELS</p>
<p>16 5830</p>  <p style="text-align: center;">FRONT DOOR MECHANISMS</p>	<p>15 5800</p>  <p style="text-align: center;">FRONT DOORS</p>	<p>14 5390</p>  <p style="text-align: center;">FLOOR ATTACHMENTS</p>	<p>13 5380</p>  <p style="text-align: center;">FLOOR ATTACHMENTS (HOLE COVERS)</p>	<p>12 5370</p>  <p style="text-align: center;">FLOOR PANELS</p>	<p>11 5340</p>  <p style="text-align: center;">SIDE PANELS</p>

PICTORIAL INDEX

1 5500  DASHBOARD EQUIPMENTS	2 5520  METER HOOD	3 5530  SPEEDOMETER CABLE	4 5540  METER COMPONENTS	5 5560  DASHBOARD & RELATED PARTS	6 5570  CONSOLE
<h3 style="margin: 0;">BODY (3/4)</h3> <div style="text-align: center; margin: 10px 0;">  </div> <p style="font-size: small; text-align: center;">As this illustration is prepared to be applicable to all models, some parts are different in specifications from parts listed in this parts Catalog.</p>					
<div style="display: flex; justify-content: space-between;"> <div style="width: 16.6%; padding: 5px;"> 7 5795  AIR BAG </div> <div style="width: 16.6%; padding: 5px;"> 8  6115  6110  6100  6120 HEATER </div> <div style="width: 16.6%; padding: 5px;"> 9  6130  6135  6140  6150 AIR CONDITIONER </div> </div>					
11 6611  COMBINATION SWITCH		10 6610  DASHBOARD SWITCHES			

PICTORIAL INDEX

1 5580  VENTILATOR	2 5700  SEATS	3 5790  SEAT BELTS	4 6680  AUDIO SYSTEMS (RADIO & TAPE DECK)	5 6682  AUDIO SYSTEMS (ANTENNA & SPEAKER)	6 6820  FRONT HEADER TRIM & PILLAR TRIMS
<h3 style="margin: 0;">BODY (4/4)</h3>  <p style="text-align: center; font-size: small; margin-top: 10px;">As this illustration is prepared to be applicable to all models, some parts are different in specifications from parts listed in this parts Catalog.</p>					
					7 6840  TRIMS & SCUFF PLATES
					8 6860  FLOOR MATS & PADS
					9 6870  SERVICE TOOLS
					10 6900  VISORS, ASSIST HANDLES & MIRRORS
				12 7250  QUARTER WINDOW & TRIMS	11 6930  CAUTION PLATES & LABELS

SECTION NAME INDEX (ENGINE)

LO.NO	SEC.NO	SECTION NAME	LO.NO	SEC.NO	SECTION NAME	LO.NO	SEC.NO	SECTION NAME
1-C03	1000	ENGINE & GASKET SETS	1-N09	1950	AUTOMATIC TRANSMISSION MANUAL LINKAGE SYSTEM			
1-E03	1010	CYLINDER HEAD & COVER	1-D10	1960	AUTOMATIC TRANSMISSION GASKET & SEAL KIT			
1-G03	1030	CYLINDER BLOCK						
1-H03	1040	OIL PAN & TIMING COVER						
1-J03	1100	PISTON, CRANKSHAFT & FLYWHEEL						
1-M03	1200	VALVE SYSTEM						
1-C04	1300	INLET MANIFOLD						
1-D04	1310	EXHAUST MANIFOLD						
1-E04	1320	FUEL SYSTEM						
1-G04	1325	FUEL DISTRIBUTOR						
1-H04	1330	AIR CLEANER						
1-J04	1364	THROTTLE BODY						
1-K04	1370	EMISSION CONTROL SYSTEM (INLET SIDE)						
1-M04	1400	OIL PUMP & FILTER						
1-C05	1500	COOLING SYSTEM						
1-F05	1580	BRACKET, PULLEY & BELT						
1-C06	1600	CLUTCH DISC & COVER						
1-D06	1700	MANUAL TRANSMISSION CASE						
1-F06	1710	MANUAL TRANSMISSION GEARS						
1-K06	1720	MANUAL TRANSMISSION CHANGE CONTROL SYSTEM						
1-N06	1800	ENGINE ELECTRICAL SYSTEM						
1-D07	1830	ALTERNATOR						
1-F07	1840	STARTER (MT)						
1-H07	1840 A	STARTER (AT)						
1-J07	1850	BATTERY						
1-K07	1910	AUTOMATIC TRANSMISSION TORQUE CONVERTER, OIL PUMP & PIPINGS						
1-N07	1920	AUTOMATIC TRANSMISSION CASE & MAIN CONTROL SYSTEM						
1-H08	1925	AUTOMATIC TRANSMISSION CONTROL VALVE						
1-C09	1930	AUTOMATIC TRANSMISSION CLUTCHES & PLANETARY GEARS						
1-K09	1940	AUTOMATIC TRANSMISSION GOVERNOR, LOW & REVERSE PISTON						

SECTION NAME INDEX (CHASSIS)

LO.NO	SEC.NO	SECTION NAME	LO.NO	SEC.NO	SECTION NAME	LO.NO	SEC.NO	SECTION NAME
2-C03	2505	REAR PROPELLER SHAFT	2-G07	4340 A	BRAKE MASTER CYLINDER & POWER BRAKE (W/ANTI LOCK BRAKE)			
2-D03	2550	REAR DRIVE SHAFT						
2-E03	2600	REAR AXLE	2-I07	4360	BRAKE PIPINGS (W/O ANTI LOCK BRAKE)			
2-F03	2610	REAR BRAKE MECHANISMS	2-K07	4360 A	BRAKE PIPINGS (W/ANTI LOCK BRAKE)			
2-H03	2710	REAR DIFFERENTIALS (NORMAL DIFF.)	2-C08	4370	ANTILOCK BRAKE SYSTEM			
2-L03	2710 A	REAR DIFFERENTIALS (LIMITED SLIP DIFF.)	2-F08	4400	PARKING BRAKE SYSTEM			
2-D04	2800	REAR SUSPENSION MECHANISMS	2-H08	4500	FUEL PIPINGS			
2-E04	2810	REAR STABILIZER	2-J08	4600	CHANGE CONTROL SYSTEM (AT)			
2-F04	2830	REAR LOWER ARMS & SUB FRAME						
2-H04	3200	STEERING WHEEL						
2-I04	3210	STEERING COLUMN & SHAFTS						
2-J04	3220	STEERING GEAR (W/O POWER STEERING)						
2-L04	3220 A	STEERING GEAR (W/POWER STEERING)						
2-N04	3240	POWER STEERING SYSTEM						
2-D05	3300	FRONT AXLE						
2-F05	3310	FRONT BRAKE MECHANISMS						
2-G05	3400	FRONT SUSPENSION MECHANISMS						
2-J05	3410	CROSSMEMBER & STABILIZER						
2-K05	3700	TIRES & JACK						
2-C06	3900	ENGINE & T/MISSION MOUNTINGS						
2-D06	4000	EXHAUST SYSTEM						
2-E06	4140	MANUAL TRANSMISSION CLUTCH RELEASE & MASTER CYLINDERS						
2-F06	4145	MANUAL TRANSMISSION CLUTCH PIPINGS						
2-G06	4160	ACCELERATOR CONTROL SYSTEM						
2-H06	4200	FUEL TANK						
2-K06	4210	FUEL LID OPENER						
2-L06	4300	MANUAL TRANSMISSION CLUTCH & BRAKE PEDALS						
2-C07	4300A	AUTOMATIC TRANSMISSION BRAKE PEDAL						
2-E07	4340	BRAKE MASTER CYLINDER & POWER BRAKE (W/O ANTI LOCK BRAKE)						

CA LOG-NO= AUNA06-03

DATE. 1998-07

PAGE. 2

SECTION NAME INDEX (BODY)

LO.NO	SEC.NO	SECTION NAME	LO.NO	SEC.NO	SECTION NAME	LO.NO	SEC.NO	SECTION NAME
2-C10	0900	KEY SETS	3-C04	6100	HEATER	3-L09	6900	SUN VISORS, ASSIST HANDLES & MIRRORS
2-E10	5000	FRONT BUMPER	3-D04	6110	HEATER UNIT COMPONENTS	3-C10	6930	CAUTION PLATES & LABELS
2-H10	5010	REAR BUMPER	3-E04	6115	HEATER CONTROL COMPONENTS	3-E10	7250	QUARTER WINDOW & TRIMS
2-J10	5030	WINDOW MOULDING & COWL GRILLES	3-F04	6120	HEATER BLOWER COMPONENTS			
2-K10	5100	HEAD LAMPS	3-G04	6130	AIR CONDITIONER			
2-L10	5103	HEAD LAMP RETRACTORS	3-L04	6135	AIR CONDITIONING COOLING PIPE O-RING			
2-C11	5105	FRONT COMBINATION LAMPS	3-M04	6140	AIR CONDITIONING COMPRESSOR COMPONENTS			
2-E11	5110	REAR COMBINATION LAMPS	3-C05	6150	AIR CONDITIONING COOLING UNIT			
2-I11	5120	LICENSE LAMPS	3-D05	6300	WINDOW GLASSES			
2-J11	5125	INTERIOR LAMPS	3-E05	6330	SUN ROOF			
2-K11	5170	ORNAMENTS	3-F06	6600	ENGINE SWITCHES & RELAYS			
2-L11	5180	REAR FINISHER	3-K06	6610	DASHBOARD SWITCHES			
2-M11	5230	BONNET	3-M06	6611	COMBINATION SWITCH			
2-C12	5260	TRUNK LTD	3-N06	6630	BODY RELAYS & UNIT			
2-D12	5310	FRONT PANELS	3-D07	6635	DOOR SWITCH & HORNS			
2-E12	5320	FENDER & WHEEL APRON PANELS	3-E07	6640	AUTO CRUISE CONTROL SYSTEM			
2-H12	5330	DASH & COWL PANELS	3-F07	6680	AUDIO SYSTEMS (RADIO & TAPE DECK)			
2-I12	5340	SIDE PANELS	3-I07	6682	AUDIO SYSTEMS (ANTENNA & SPEAKER)			
2-C13	5370	FLOOR PANELS	3-L07	6700	FRONT & REAR WIRING HARNESSSES			
2-F13	5380	FLOOR ATTACHMENTS (HOLE COVERS)	3-C08	6701	ENGINE & TRANSMISSION WIRING HARNESSSES			
2-H13	5390	FLOOR ATTACHMENTS	3-E08	6702	DASHBOARD WIRING HARNESSSES			
2-C14	5500	DASHBOARD EQUIPMENTS	3-F08	6703	DOOR, FLOOR & CEILING WIRING HARNESSSES			
2-E14	5520	METER HOOD	3-G08	6704	WIRING HARNESS CLAMPS			
2-F14	5530	SPEEDOMETER CABLE	3-J08	6720	WINDSHIELD WASHER (W/O ANTI LOCK BRAKE)			
2-G14	5540	METER COMPONENTS	3-L08	6720 A	WINDSHIELD WASHER (W/ANTI LOCK BRAKE)			
2-I14	5560	DASHBOARD & RELATED PARTS	3-C09	6730	WINDSHIELD WIPERS			
2-L14	5570	CONSOLE	3-E09	6740	WIPER MOTOR COMPONENTS			
2-D15	5580	VENTILATOR	3-F09	6820	FRONT HEADER TRIM & PILLAR TRIMS			
2-F15	5700	SEATS	3-G09	6840	TRIMS & SCUFF PLATES			
2-H16	5790	SEAT BELTS	3-I09	6860	FLOOR MATS & PADS			
2-I16	5795	AIR BAG	3-K09	6870	SERVICE TOOLS			
2-J16	5800	FRONT DOORS						
3-C03	5830	FRONT DOOR MECHANISMS						
3-G03	5840	FRONT DOOR TRIMS & RELATED PARTS						

CATLOG-NO= AUNA06-03

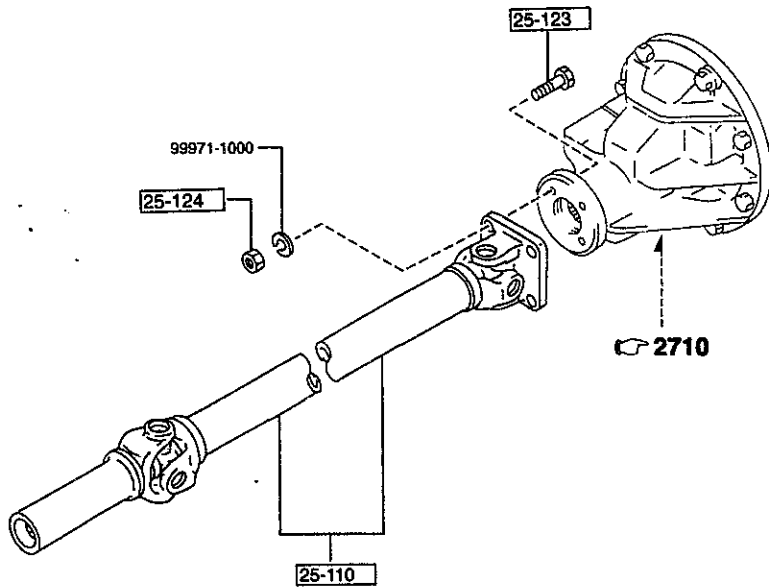
DATE. 1998-07

PAGE. 3

2-D 2

2505 REAR PROPELLER SHAFT

2505 -1 * REAR PROPELLER SHAFT



PART NO.	QTY	MODEL/RESTRICTION	MODEL/RESTRICTION	MODEL/RESTRICTION	FROM TO
25-110		SHAFT, PROPELLER-RR			
MMF04-25-100	1				
25-123		BOLT			
P011-25-123	4				
25-124		NUT			
1360-25-124	4				



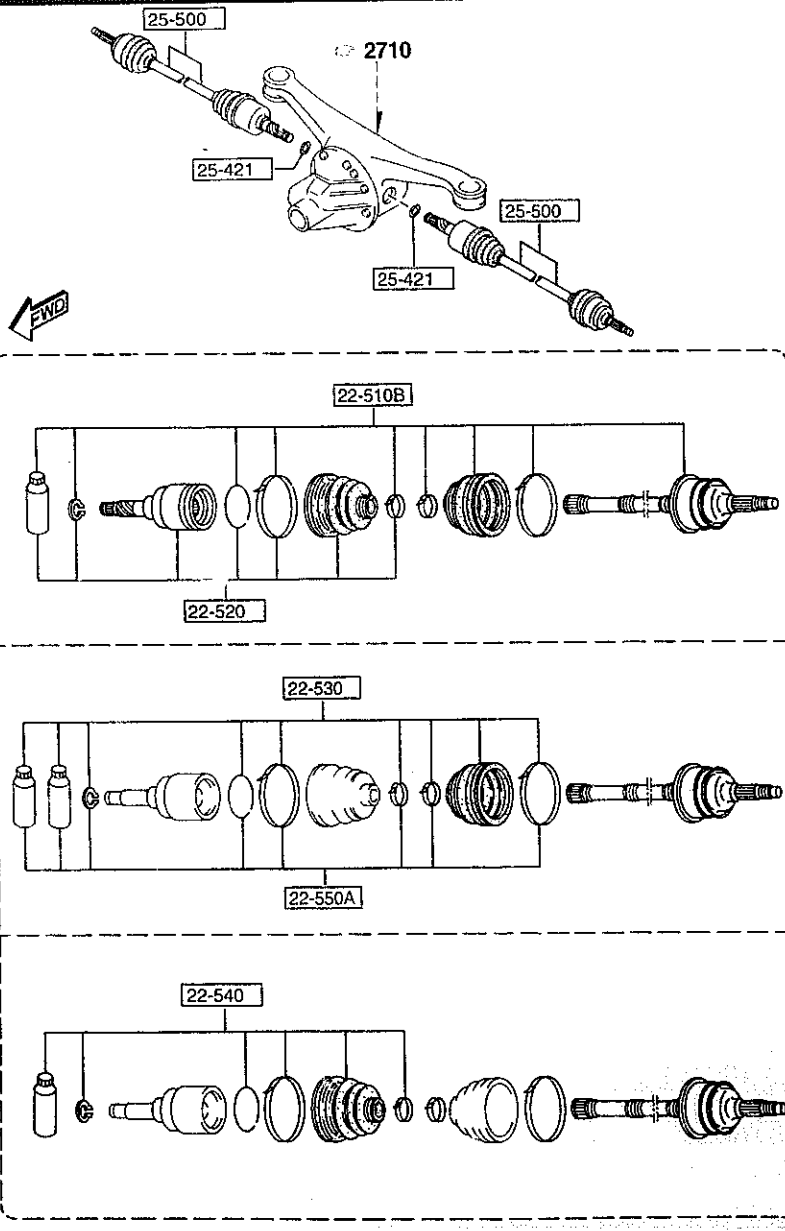
AUNA06

CAT. AUNA06-03

1998-07

2550 -1 * REAR DRIVE SHAFT

2550 REAR DRIVE SHAFT



PART NO.	QTY	MODEL/RESTRICTION	MODEL/RESTRICTION	MODEL/RESTRICTION	FROM-TO
22-510B		JOINT SET, OUTER			
MD02-22-510A	2	(W/O A. LOCK BRAKE)			
MD03-22-510A	2	(W/A. LOCK BRAKE)			-6B01
MD03-22-510B	2	(W/A. LOCK BRAKE)			6B01-
22-520		JOINT SET, INNER			
MD02-22-520A	2				
22-530		BOOT SET, OUTER JOINT			
MD90-22-530	2				
22-540		BOOT SET, INNER JOINT			
MD90-22-540	2				
22-550A		CLIP SET, DRIVE SHAFT			
MD90-22-550	2				
25-421		CLIP			
G003-25-421	2				
25-500		SHAFT, DRIVE			
MD02-25-500B	2	(W/O A. LOCK BRAKE)			
MD03-25-500B	2	(W/A. LOCK BRAKE)			-6B01
C (MD03-25-500C)					
MD03-25-500C	2	(W/A. LOCK BRAKE)			6B01-
MD03-25-500B			6B01 NA35*V-723096		
C MD03-25-500C	1				
BC4C-33-471	1				

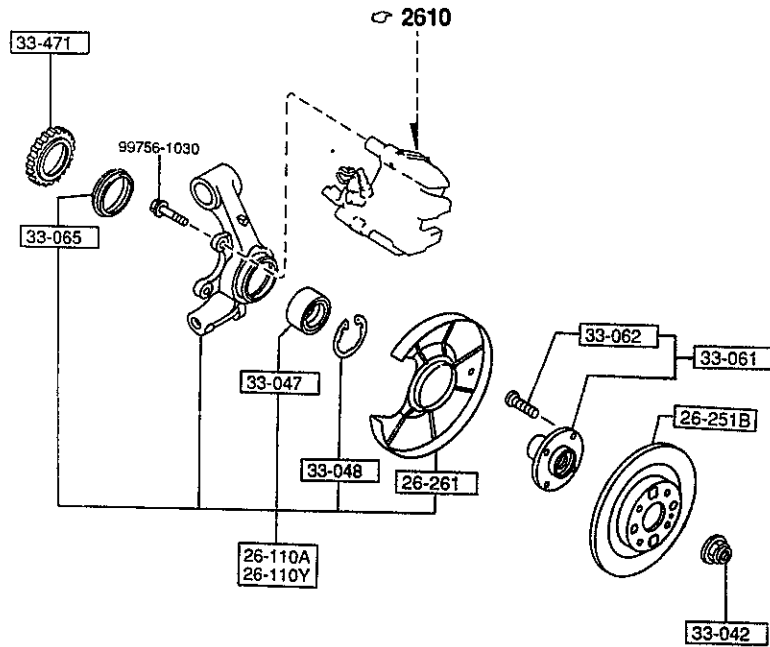
AUNA06

CAT. AUNA06-03

1998-07

2600 REAR AXLE

2600 -1 * REAR AXLE



PART NO.	QTY	MODEL/RESTRICTION	MODEL/RESTRICTION	MODEL/RESTRICTION	FROM TO
26-116A		KNUCKLE(R),REAR			
NA75-26-130	1	(W/D A. LOCK BRAKE)			
NAB0-26-130	1	(W/A. LOCK BRAKE)			
26-110Y		KNUCKLE(L),REAR			
NA75-26-140	1	(W/D A. LOCK BRAKE)			
NAB0-26-140	1	(W/A. LOCK BRAKE)			
26-251B		PLATE,DISC			
BR74-26-251B A (BR74-26-251D)	2				-7601
*BR74-26-251D A (BR74-26-251E)	2				7601-7901
*BR74-26-251E	2				7901-
26-261		COVER,DUST			
B530-26-261B	2				
33-042		NUT			
D06V-33-042	2	W/WASHER			
33-047		BEARING,WHEEL			
B455-33-047C	2				
33-048		RING,RETAINING-DISC PLATE			
H260-33-048	2				
33-061		HUB,WHEEL			
B01A-33-060A	2				
33-062		BOLT,HUB			
B01V-33-062	8				
33-065		SEAL,DIL-AXLE			
G304-33-065	2				
33-471		ROTOR,SENSOR-FRT A.B S.			
BC4C-33-471	2	(W/A. LOCK BRAKE)			

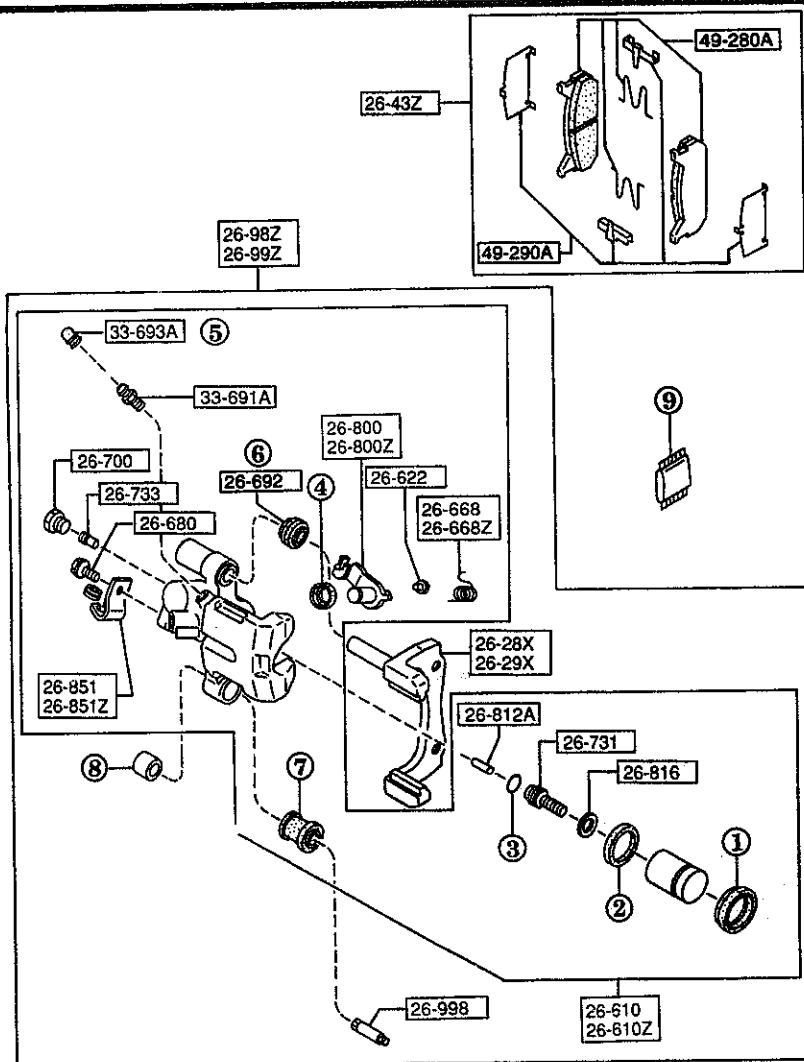
7601 NA35*V-737527
7901 NA35*V-739040

AUNA06

CAT. AUNA06-03

1998-07

2610 REAR BRAKE MECHANISMS



NOTE
 ① - ⑨ ⇒ 26-46Z
 THE D-CODE OF 26-46Z CONSISTS OF
 FIGURE NUMBERS ① THROUGH ⑨.

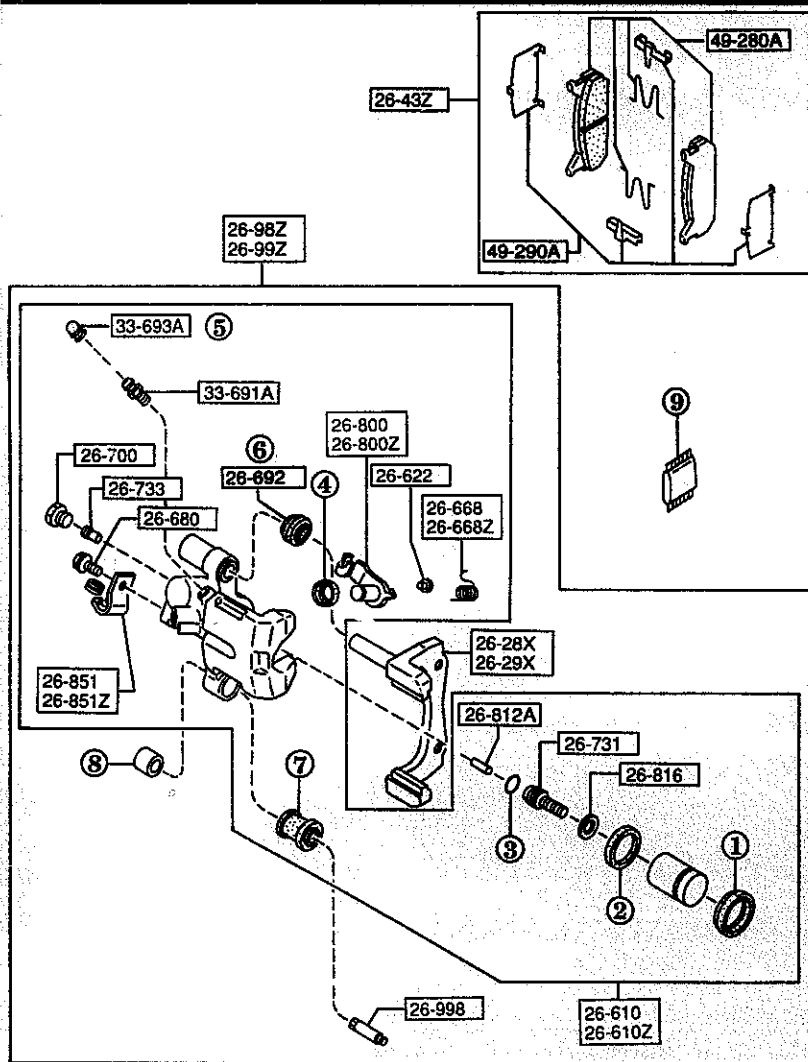
ALTHOUGH ILLUSTRATIONS OF D-CODE 26-43Z, 26-46Z, 49-280A AND 49-290A ARE FOR LEFT SIDE ONLY, QUANTITIES OF THESE D-CODES IN THE TEXT ARE FOR ONE VEHICLE.

2610 -1 REAR BRAKE MECHANISMS

PART NO.	QTY	MODEL/RESTRICTION	MODEL/RESTRICTION	MODEL/RESTRICTION	FROM-TO
26-28X NA75-26-28X	1	SUPPORT(R),MOUNTING			
26-29X NA75-26-29X	1	SUPPORT(L),MOUNTING			
26-43Z NA75-26-43ZA	1	PAD SET,RR CALIPER			
26-46Z NA71-26-46ZA	1	SEAL & BOOT SET,CAL-RR			
26-610 NA75-26-61XB	1	BODY & PISTON(R),CALIPER			
26-610Z NA75-26-71XB	1	BODY & PISTON(L),CALIPER			
26-622 BWH-26-696	2	PIN,STOPPER-RR CALIPER			
26-668 BWH-26-668	1	SPRING(R),LEVER			
26-668Z BWH-26-669	1	SPRING(L),LEVER			
26-680 BWH-26-680	2	BOLT			
26-692 *GAZE-26-692	2	BOOT,GUIDE PIN			
26-700 BWH-26-700	2	PLUG,SCREW			
26-731 NA75-26-731	2	SPINDLE,ADJUSTER			
26-733 BWH-26-733	2	GEAR,ADJUST			

2610 REAR BRAKE MECHANISMS

2610 -2 * REAR BRAKE MECHANISMS



NOTE

① - ⑨ → 26-46Z
 THE D-CODE OF 26-46Z CONSISTS OF
 FIGURE NUMBERS ① THROUGH ⑨.

THOUGH ILLUSTRATIONS OF D-CODE 26-43Z, 26-46Z, 49-280A AND 49-290A ARE FOR
 LEFT SIDE ONLY, QUANTITIES OF THESE D-CODES IN THE TEXT ARE FOR ONE VEHICLE.

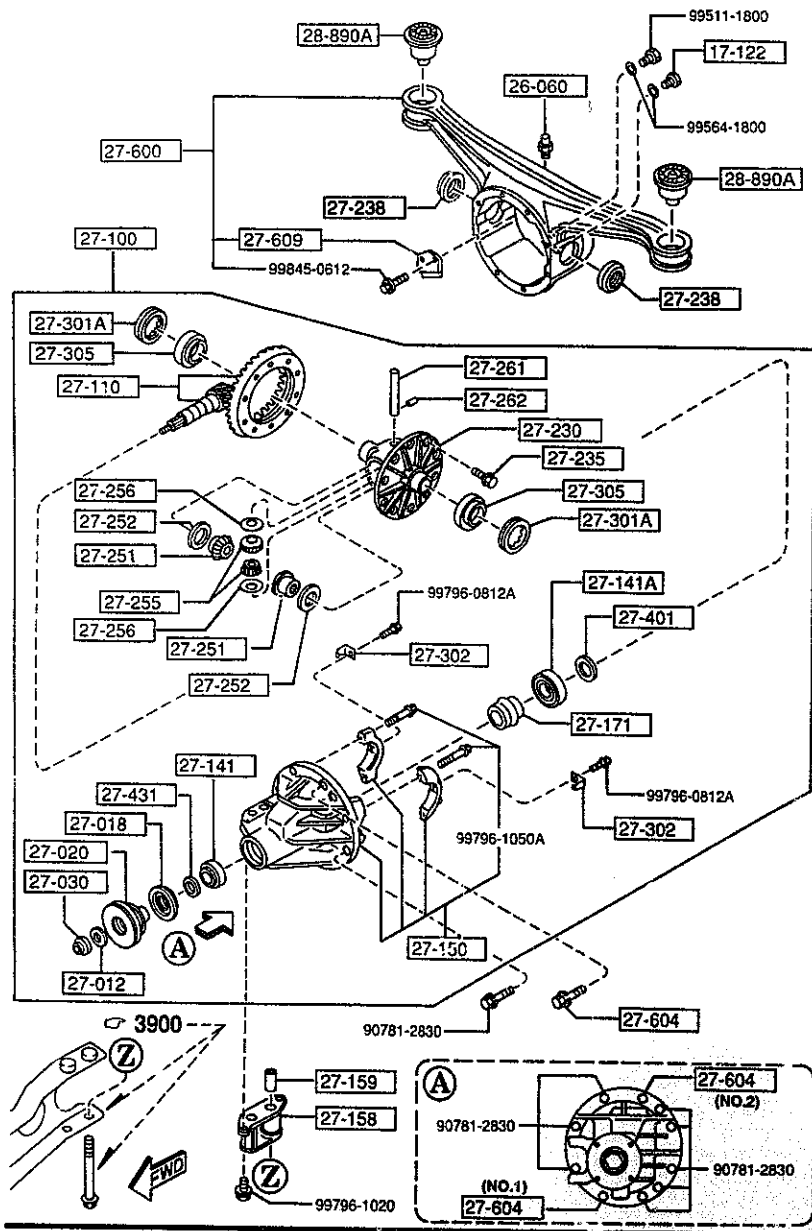
PART NO.	QTY	MODEL/RESTRICTION	MODEL/RESTRICTION	MODEL/RESTRICTION	FROM-TO
26-800 BR76-26-800A *BC1F-26-800A	1 1 1	LEVER(R), OPERATING			-7601 7601-
26-800Z BR76-26-810A *BC1F-26-810A	1 1 1	LEVER(L), OPERATING			-7601 7601-
26-812A BWOH-26-812	2	ROD, PUSH-FRT CALIPER			
26-816 GAZE-26-816	2	RING, SNAP-RR CALIPER			
26-851 BWOH-26-851	1	BRACKET(R), CABLE			
26-851Z BWOH-26-861	1	BRACKET(L), CABLE			
26-98Z NAZ5-26-98ZB	1	CALIPER(R), PADLESS-R R			
26-99Z NAZ5-26-99ZB	1	CALIPER(L), PADLESS-R R			
26-998 BWOH-26-998A	2	PIN, GUIDE			
33-691A BWOH-26-691	2	SCREW, BLEEDER			
33-693A 0259-33-693	2	CAP, BLEEDER SCREW			
49-280A HAY5-26-48Z	1	PAD SUB SET, RR CALIP ER			
49-290A *BCVF-26-49Z	1	ATTACHMENT, PAD-REAR			
7601 NA35*V-737527					

AUNA06

CAT. AUNA06-03

1998-07

2710 REAR DIFFERENTIALS
(NORMAL DIFF.)



AUNA06

2710 -1 REAR DIFFERENTIALS
(NORMAL DIFF.)

PART NO.	QTY	MODEL/RESTRICTION	MODEL/RESTRICTION	MODEL/RESTRICTION	FROM TO
17-122		PLUG, MAGNET			
0810-17-121	1				
26-060		BREATHER			
0730-26-060	1				
27-012		WASHER			
0223-27-012	1				
27-018		SEAL, OIL			
MA02-27-165A	1				
27-020		FLANGE, COMPANION			
MA02-27-120A	1 (AT)				
MA03-27-120A	1 (MT)				
27-030		NUT, LOCK			
0223-27-030	1				
27-100		DRIVING & DIFF.			
MA02-27-100	1 (AT)				
MA03-27-100A	1 (MT)				
27-110		GEAR SET, FINAL			
M068-27-110A	R=4.100				
AN(M068-27-110B)	1				
M068-27-110B	R=4.100				
27-141		BEARING, PINION			
0755-27-210	1				
27-141A		BEARING, PINION			
MO25-27-210	1				
27-150		CARRIER, DIFFERENTIAL			
MA02-27-150A	1				
27-158		SPACE			
T020-27-158A	1				
AN(MA02-27-158)					
7101 NA35*V-727842					
7701 NA35*V-738443					

-7101

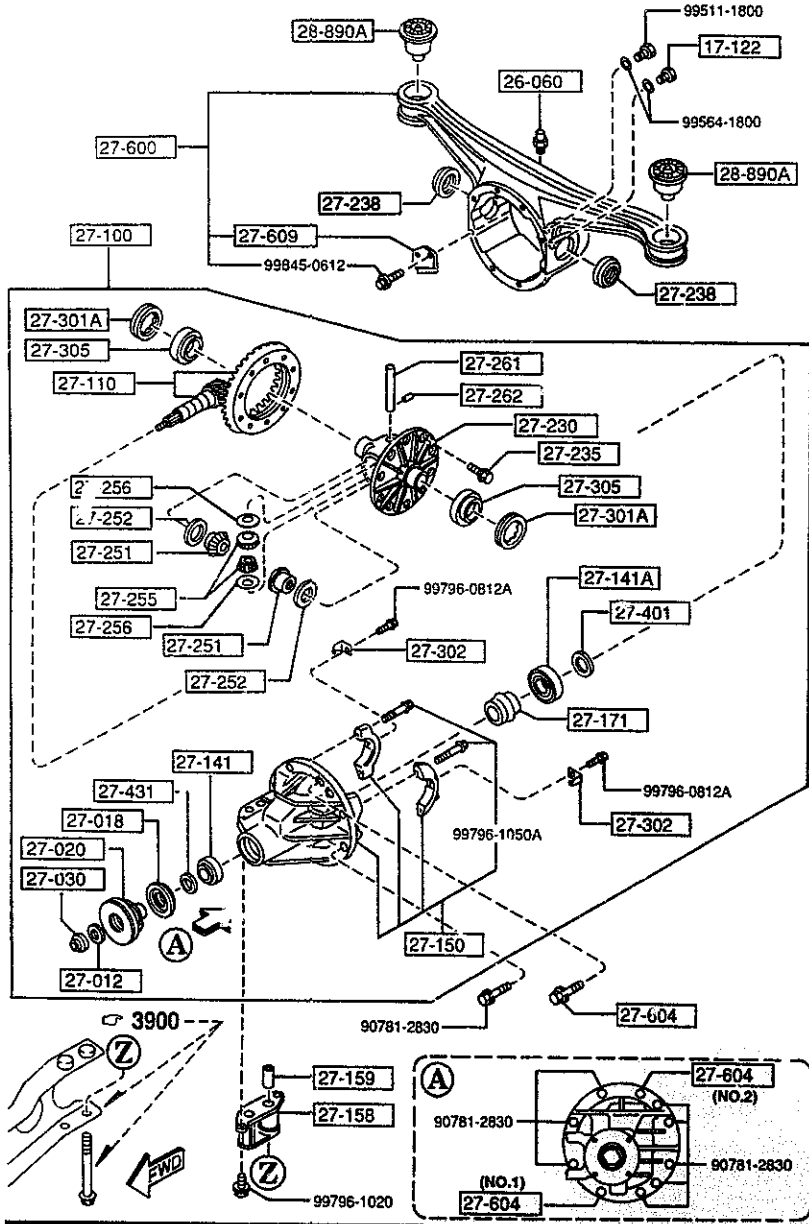
7101-

-7701

CAT. AUNA06-03

1998-07

2710 REAR DIFFERENTIALS
(NORMAL DIFF.)



AUNA06

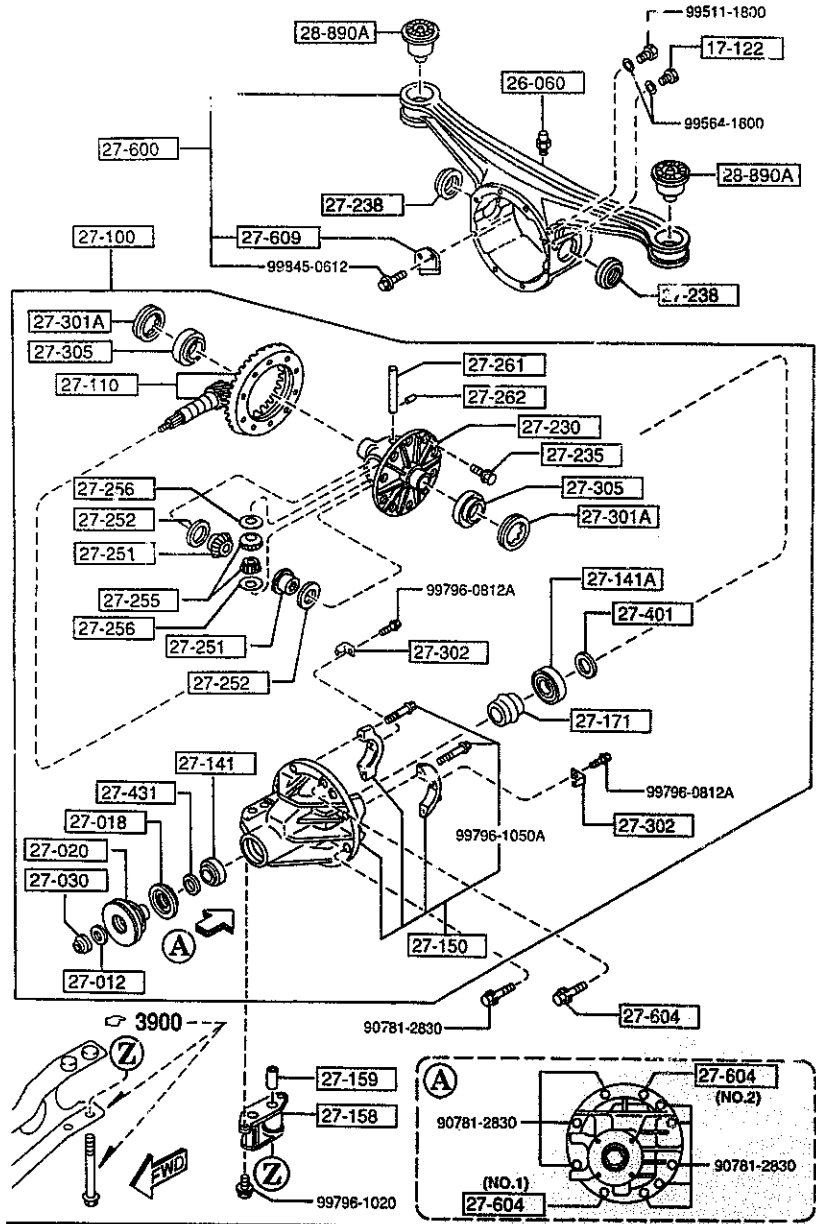
2710 -2 REAR DIFFERENTIALS
(NORMAL DIFF.)

PART NO.	QTY	MODEL/RESTRICTION	MODEL/RESTRICTION	MODEL/RESTRICTION	FROM-TO
CONT'D					
*MA02-27-158	1				7701-
27-159		PIN, TUBULAR			
MA02-27-159	1				
27-171		PIECE, DISTANCE			
M035-27-171	1				
27-230		CASE, DIFF. GEAR			
M069-27-231	1				
27-235		BOLT, RING GEAR			
8051-27-235	10	D=10.2MM			
8051-27-236	10	D=10.0MM			
27-238		SEAL, OIL			
MA02-27-238	2				
27-251		GEAR, DIFF. SIDE			
M069-27-251	2				
27-252		WASHER			
0290-27-252	2	T=2MM			
0290-27-253	2	T=2.1MM			
0290-27-254	2	T=2.2MM			
0290-27-256	2	T=2.05MM			
0290-27-259	2	T=2.15MM			
27-255		PINION, DIFFERENTIAL			
M025-27-255C	2				
27-256		WASHER, THRUST			
M025-27-256	2	T=2.0MM			
27-261		SHAFT, DIFF. PINION			
7701 NA35*V-738443					

CAT. AUNA06-03

1998-07

2710 REAR DIFFERENTIALS
(NORMAL DIFF.)



2710 -3 REAR DIFFERENTIALS
(NORMAL DIFF.)

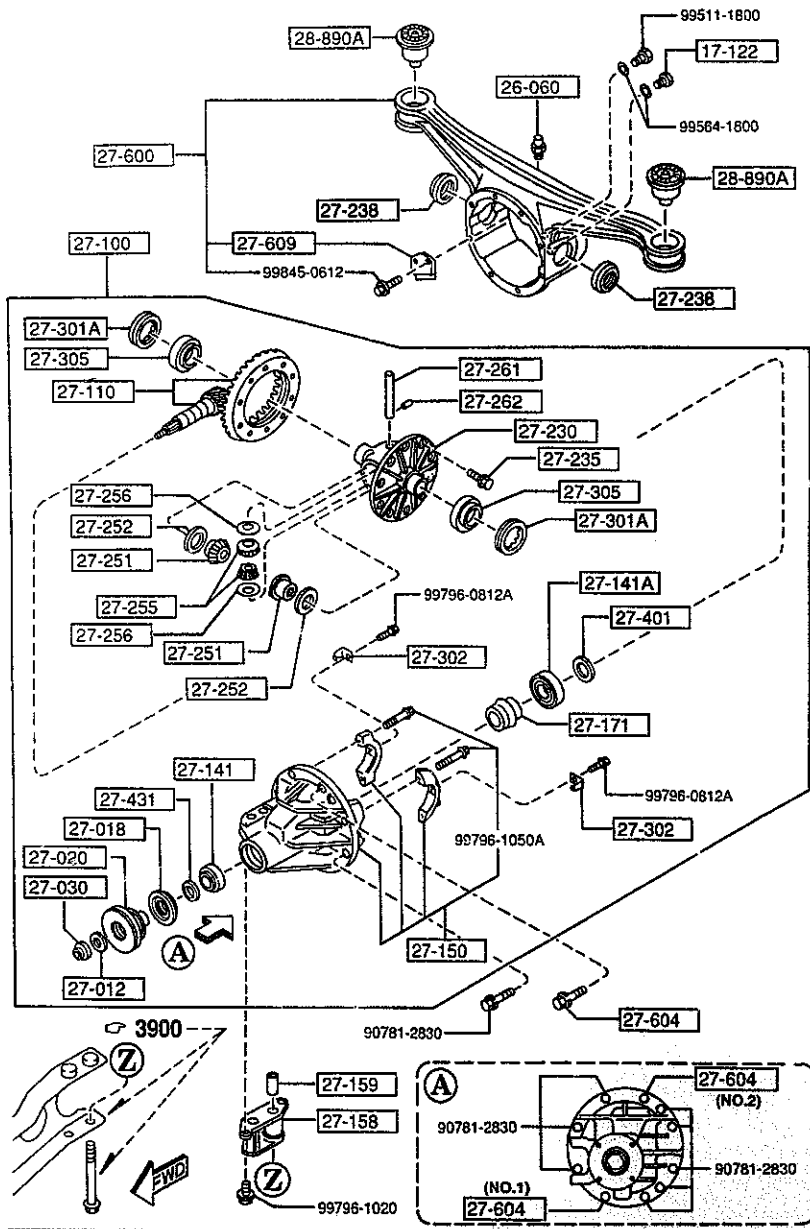
PART NO.	QTY	MODEL/RESTRICTION	MODEL/RESTRICTION	MODEL/RESTRICTION	FROM-TO
CONT'D					
M025-27-261A	1				
27-262		PIN			
0114-27-262	1				
27-301A		SCREW, ADJUST			
0290-27-301	2				
27-302		PLATE, LOCK			
0290-27-302	2				
27-305		BEARING			
0221-27-350	2				
27-401		SPACER			
0223-27-401A	1	T=3.08MM			
0223-27-402A	1	T=3.11MM			
0223-27-403A	1	T=3.14MM			
0223-27-404A	1	T=3.17MM			
0223-27-405A	1	T=3.2MM			
0223-27-406A	1	T=3.23MM			
0223-27-407A	1	T=3.26MM			
0223-27-408A	1	T=3.29MM			
0223-27-409A	1	T=3.32MM			
0223-27-411A	1	T=3.35MM			
0223-27-412A	1	T=3.38MM			
0223-27-413A	1	T=3.41MM			
0223-27-414A	1	T=3.44MM			
0223-27-415A	1	T=3.47MM			
0223-27-416	1	T=3.095MM			

AU1-A06

CAT. AUNA06-03

1998-07

2710 REAR DIFFERENTIALS
(NORMAL DIFF.)



2710 -4 * REAR DIFFERENTIALS
(NORMAL DIFF.)

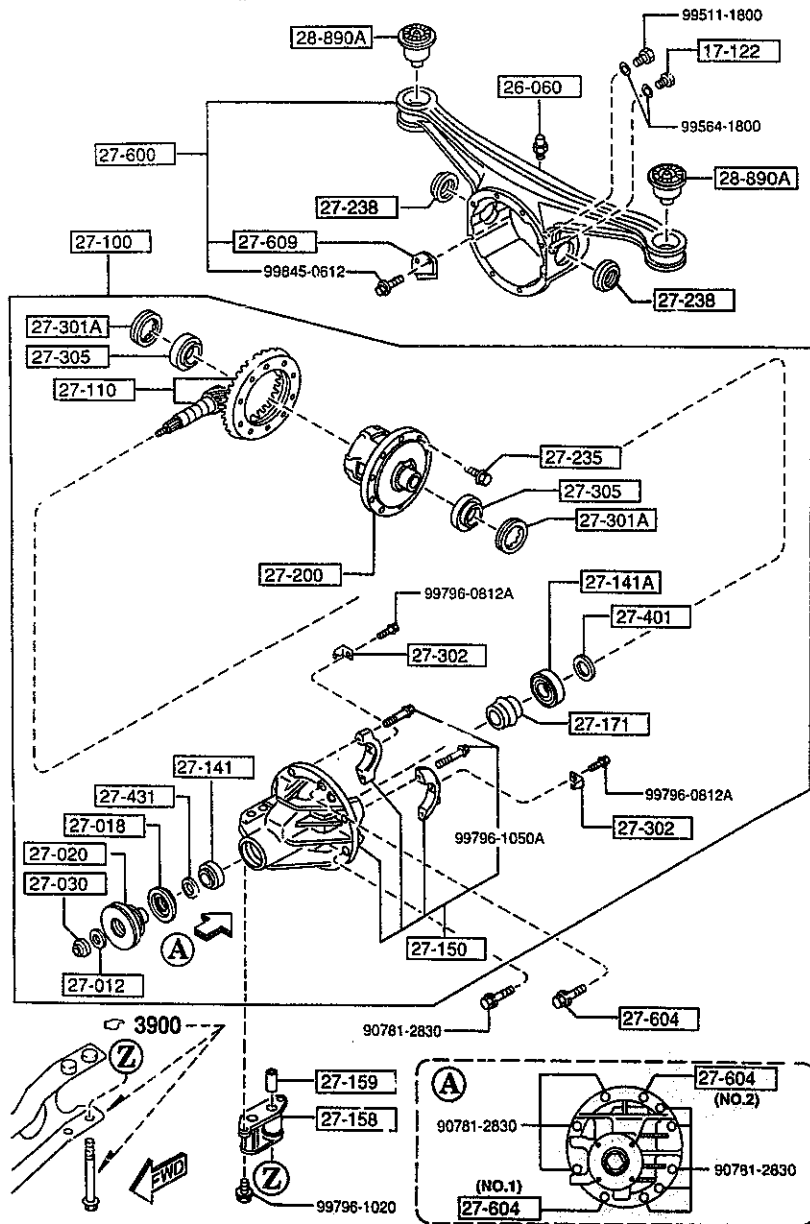
PART NO	QTY	MODEL/RESTRICTION	MODEL/RESTRICTION	MODEL/RESTRICTION	FROM-TO
CONT'D	1				
0223-27-417	1	T=3.125MM			
0223-27-418	1	T=3.155MM			
0223-27-419	1	T=3.185MM			
0223-27-422	1	T=3.215MM			
0223-27-423	1	T=3.245MM			
0223-27-424	1	T=3.275MM			
0223-27-425	1	T=3.305MM			
0223-27-426	1	T=3.335MM			
0223-27-427	1	T=3.365MM			
0223-27-428	1	T=3.395MM			
0223-27-433	1	T=3.425MM			
0223-27-434	1	T=3.455MM			
27-431		SPACER			
PA01-27-431	1				
27-600		CASING, DIFFERENTIAL			
MA02-27-600A	1				
27-604		BOLT, CARRIER			
M053-27-604	1	(ILLUST. NO.1)			
M053-27-605	1	(ILLUST. NO.2)			
27-609		PLATE, BAFFLE-DIFF CASING			
MDA1-27-609A	1				
28-890A		RUBBER, SUB FRAME MTG			
NA01-28-890	2				

AUNA06

CAT. AUNA06-03

1998-07

2710 A REAR DIFFERENTIALS
(LIMITED SLIP DIFF.)



AUNA06

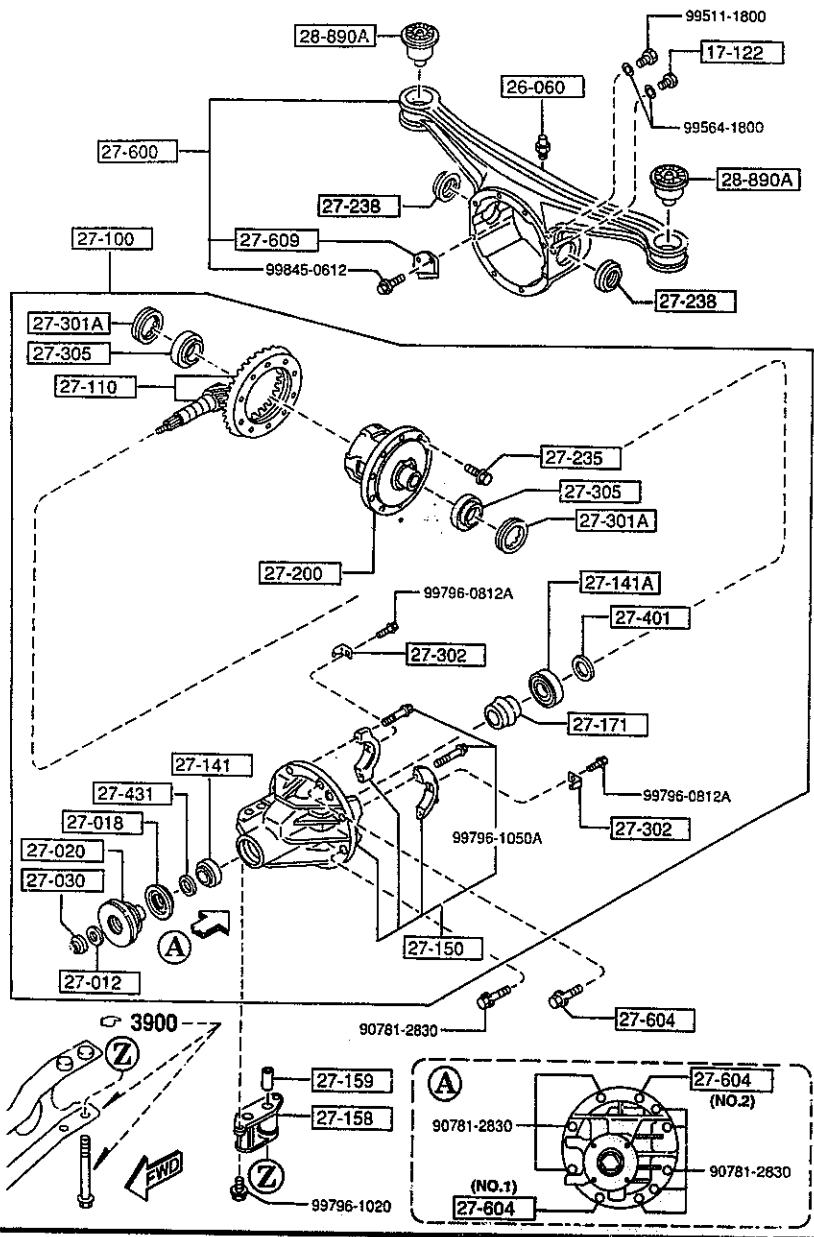
2710 A-1 REAR DIFFERENTIALS
(LIMITED SLIP DIFF.)

PART NO.	QTY	MODEL/RESTRICTION	MODEL/RESTRICTION	MODEL/RESTRICTION	FROM-TO
17-122		PLUG, MAGNET			
0810-17-121	1				
26-060		BREATHER			
0730-26-060	1				
27-012		WASHER			
0223-27-012	1				
27-018		SEAL, OIL			
MA02-27-165A	1				
27-020		FLANGE, COMPANION			
MA03-27-120A	1				
27-030		NUT, LOCK			
0223-27-030	1				
27-100		DRIVING & DIFF.			
MM03-27-100	1				-7A21
*MM05-27-100	1				7A21-
27-110		GEAR SET, FINAL			
M068-27-110A		R=4.100			
AN(M068-27-110B)	1				-7101
M068-27-110B	1	R=4.100			7101-
27-141		BEARING, PINION			
0755-27-210	1				
27-141A		BEARING, PINION			
M025-27-210	1				
27-150		CARRIER, DIFFERENTIAL			
MA02-27-150A	1				
27-158		SPACE			
T020-27-158A	1				-7701
AN(MA02-27-158)					
*MA02-27-158	1				7701-7A21
7101 NA35*V-727842 7701 NA35*V-738443 7A21 NA35*V-739053					

CAT. AUNA06-03

1998-07

2710 A REAR DIFFERENTIALS
(LIMITED SLIP DIFF.)



AUNA06

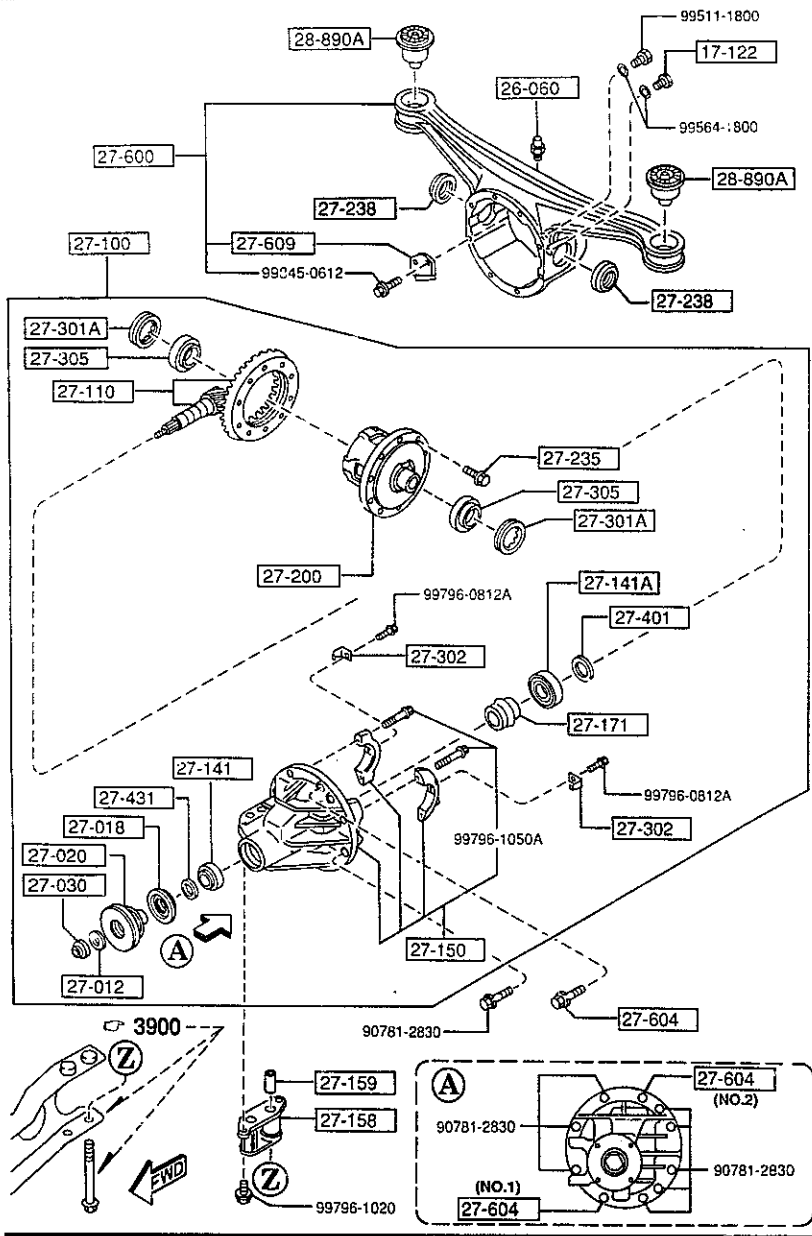
2710 A-2 REAR DIFFERENTIALS
(LIMITED SLIP DIFF.)

PART NO.	QTY	MODEL/RESTRICTION	MODEL/RESTRICTION	MODEL/RESTRICTION	FROM-TO
CONT'D					
T020-27-158A	1				7A21-
27-159		PIN, TUBULAR			
MA02-27-159	1				
27-171		PIECE, DISTANCE			
M035-27-171	1				
27-200		DIFFERENTIAL			
MM02-27-280A	1				-7A21
*MM03-27-200	1				7A21-
27-235		BOLT, RING GEAR			
8051-27-235	10	D=10.2MM			
8051-27-236	10	D=10.0MM			
27-238		SEAL, OIL			
MA02-27-238	2				
27-301A		SCREW, ADJUST			
0290-27-301	2				
27-302		PLATE, LOCK			
0290-27-302	2				
27-305		BEARING			
0221-27-350	2				
27-401		SPACER			
0223-27-401A	1	T=3.08MM			
0223-27-402A	1	T=3.11MM			
0223-27-403A	1	T=3.14MM			
0223-27-404A	1	T=3.17MM			
0223-27-405A	1	T=3.2MM			
0223-27-406A	1	T=3.23MM			
7A21 NA35XV-739053					

CAT. AUNA06-03

1998-07

2710 A REAR DIFFERENTIALS
(LIMITED SLIP DIFF.)



2710 A-4 * REAR DIFFERENTIALS
(LIMITED SLIP DIFF.)

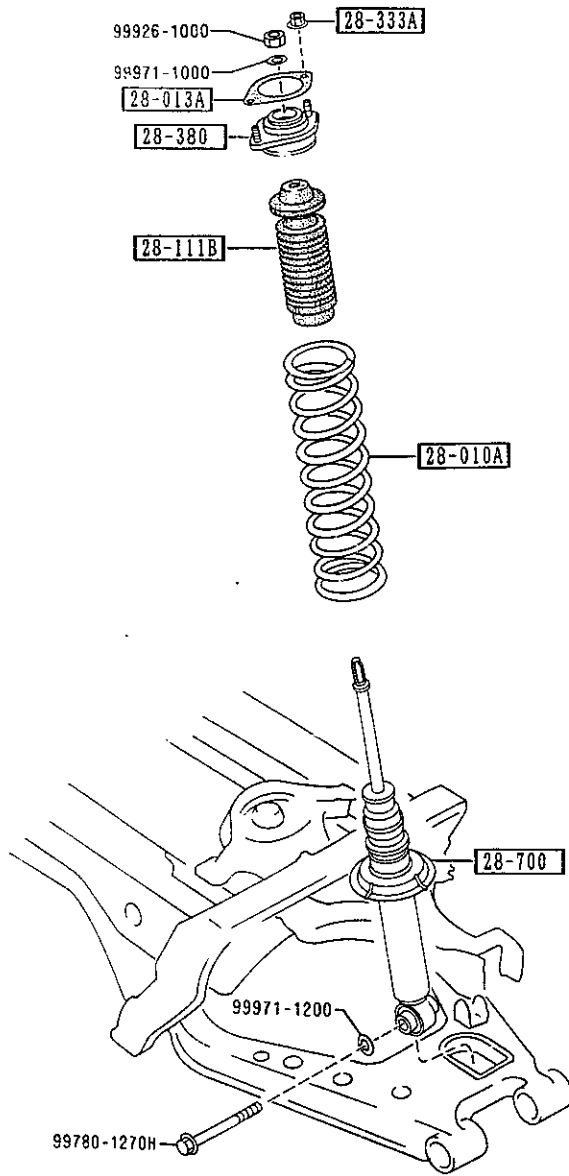
PART NO	QTY	MODEL/RESTRICTION	MODEL/RESTRICTION	MODEL/RESTRICTION	FORM-10
27-600		CASING, DIFFERENTIAL			
MA02-27-600A	1				
27-604		BOLT, CARRIER			
M053-27-604	1	(ILLUST. NO.1)			
M053-27-605	1	(ILLUST. NO.2)			
27-609		PLATE, BAFFLE-DIFF CASING			
MOA1-27-609A	1				
28-890A		RUBBER, SUB FRAME MTG			
MA01-28-890	2				

AUNA06

CAT. AUNA06-03

1998-07

2800 REAR SUSPENSION MECHANISMS



2800 -1 * REAR SUSPENSION MECHANISMS

PART NO.	QTY	MODEL/RESTRICTION	MODEL/RESTRICTION	MODEL/RESTRICTION	FIGURE
28-010A	1	SPRING, COIL-REAR			
NA01-28-011C	2	((EXC. BILSTEIN DAMP.))>(MT)			
NA03-28-011A	2	((EXC. BILSTEIN DAMP.))>(CAT)			
N021-28-011	2	(BILSTEIN DAMP.)			
28-013A	1	SHEET, RUBBER			
G030-28-013A	2				
28-111B	1	STOPPER, BUMP			
NA01-28-111	2	((EXC. BILSTEIN DAMP.))			
N021-34-111	2	(BILSTEIN DAMP.)			
28-333A	1	NUT, FLANGE			
H001-28-333	4				
28-380	1	RUBBER, MOUNTING			
NA01-28-380B	2				
28-700	1	DAMPER, REAR			
N018-28-700B	2	((EXC. BILSTEIN DAMP.))			
N023-28-700B	2	(BILSTEIN DAMP.)			

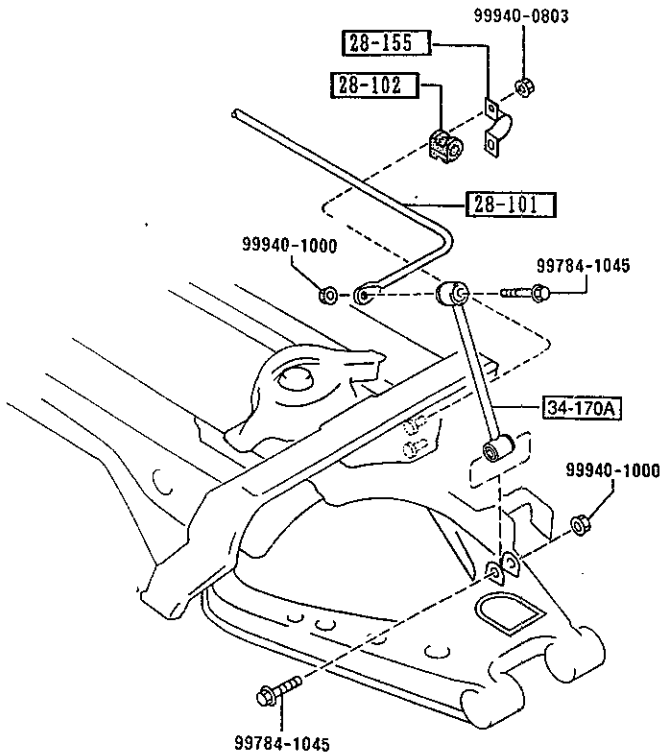
AUNA06

CAT. AUNA06-03

1998-07

2810 REAR STABILIZER

2810 -1 * REAR STABILIZER



PART NO.	QTY	MODEL/RESTRICTION	MODEL/RESTRICTION	MODEL/RESTRICTION	FORM ID
28-101 N023-28-151	1	STABILIZER,RR			
28-102 N023-28-156	2	BUSH,STABILIZER-RR			
28-155 FB01-28-155	2	PLATE,STABILIZER-RR			
34-170A NA01-34-170	2	LINK,CONTROL-STAB			



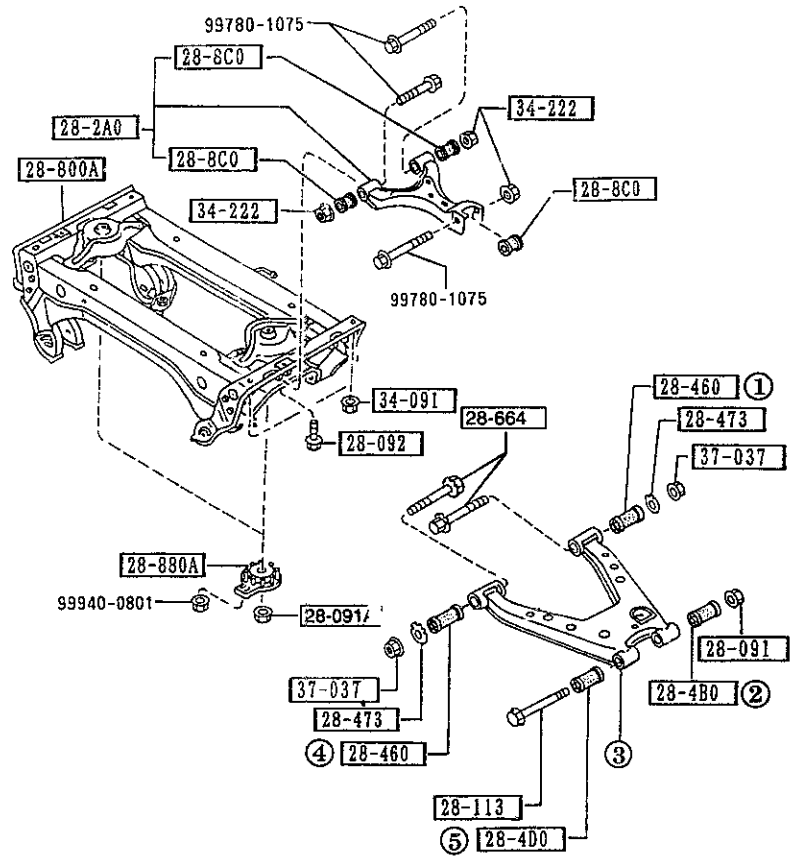
AUNA06

CAT. AUNA06-03

1998-07

2830 REAR LOWER ARMS & SUB FRAME

2830 -1 REAR LOWER ARMS & SUB FRAME



NOTE
 ① ... ⑤ → 28-300
 28-300Z
 THE D-CODE OF 28-300 CONSISTS OF
 28-300Z
 FIGURE NUMBERS ① THROUGH ⑤.

PART NO.	QTY	MODEL/RESTRICTION	MODEL/RESTRICTION	MODEL/RESTRICTION	TRUCK-10
28-091		NUT			
MB037-28-091	2				
28-091A		NUT			
MB037-28-091	2				
MB001-39-037B	2				-7701
28-092		BOLT, CONTROL LINK			7701-
NA01-28-092	2				
28-113		BOLT			
NA01-28-113	2				
28-2A0		ARM, UPPER-REAR			
NA01-28-2A0B	2				
28-300		ARM(R), LOWER-REAR			
NA01-28-300	1				
28-300Z		ARM(L), LOWER-REAR			
NA01-28-350	1				
28-480		BUSHING, RUBBER-LOWER ARM			
NA01-28-480	2				
28-400		BUSHING, RUBBER-LOWER ARM			
NA01-28-400	2				
28-460		BUSHING, LOWER ARM			
NA01-28-460	4				
28-473		PLATE, CAM-SUB FRAME			
NA80-28-473	4				
28-664		BOLT, ADJUST			
NA80-28-662B	4				
28-8C0		BUSHING, RUBBER			
NA01-28-8C0B	6				
NA75-28-800			7701 NA35*V-738443		
C NA75-28-800A	1				
B001-39-037A	2				

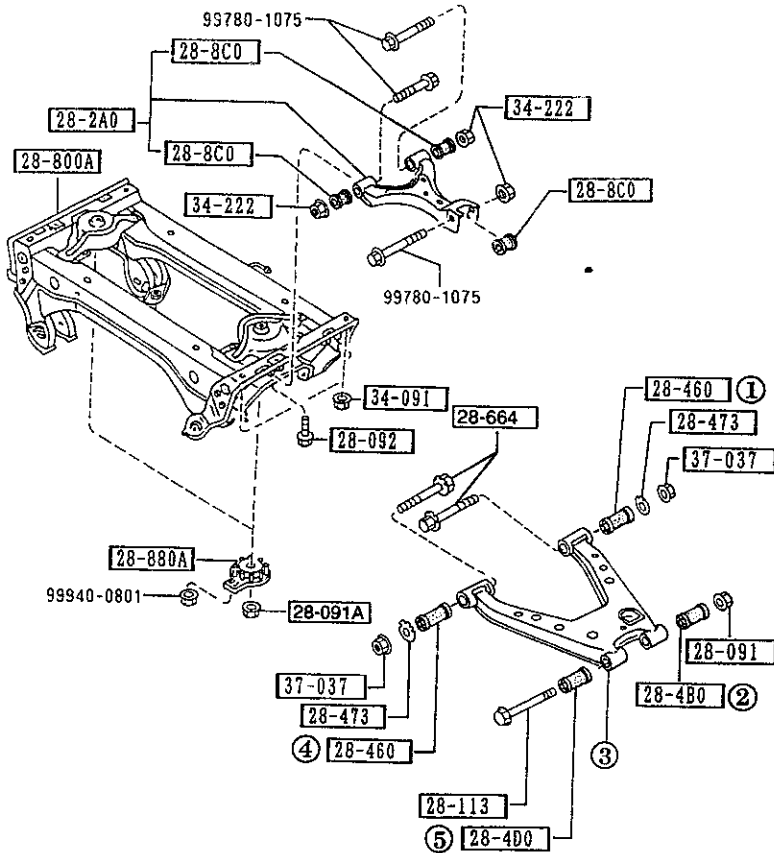
AUNA06

CAT. AUNA06-03

1998-07

2830 REAR LOWER ARMS & SUB FRAME

2830 -2 * REAR LOWER ARMS & SUB FRAME



NOTE
 ① ... ⑤ → 28-300
 28-300Z
 THE D-CODE OF 28-300
 28-300Z CONSISTS OF
 FIGURE NUMBERS ① THROUGH ⑤.

PART NO.	QTY	MODEL/RESTRICTION	MODEL/RESTRICTION	MODEL/RESTRICTION	FIGURE
28-800A		MEMBER, CROSS			
NA75-28-800 C (NA75-28-800A)	1				-7701
*NA75-28-800A	1				7701-
28-880A		WASHER, STOP			
NA01-28-880B	2				
34-091		NUT			
FB01-34-091	4				
34-222		NUT			
8871-34-222	6				
39-037		NUT			
B001-39-037B	4				
7701 NA35*V-738443					



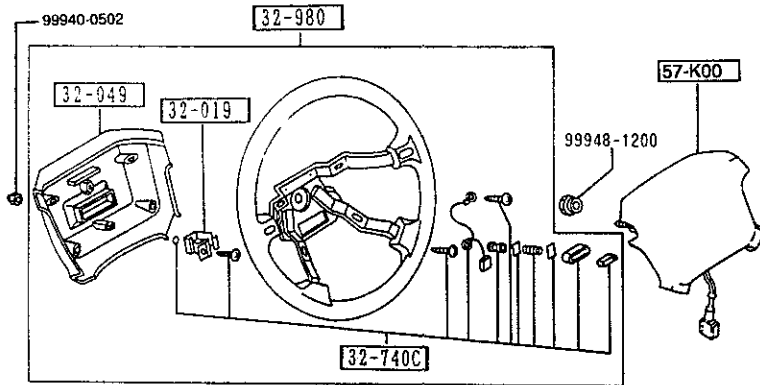
AUNA06

CAT. AUNA06-03

1998-07

3200 STEERING WHEEL

3200 -1 * STEERING WHEEL



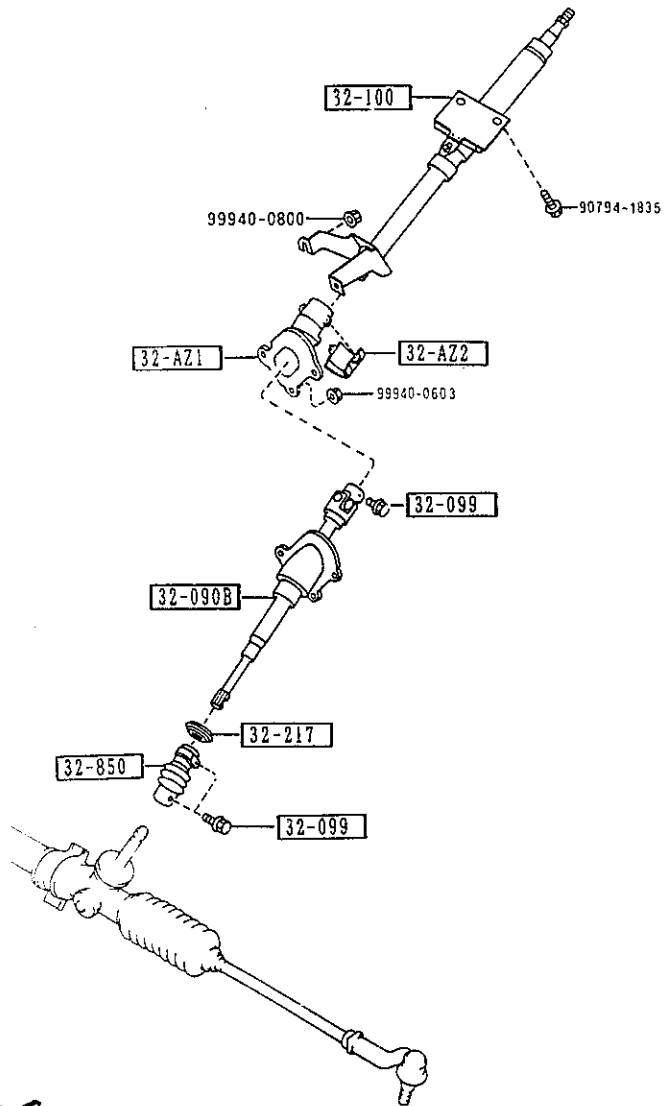
PART NO.	QTY	MODEL/RESTRICTION	MODEL/RESTRICTION	MODEL/RESTRICTION	FORM-16
+-----+ 32-019 +-----+		BRACKET, COUPLER			
NA01-32-019	1				
+-----+ 32-049 +-----+		COVER, WHEEL CORE			
NA01-32-049	1				
+-----+ 32-740C +-----+		PARTS SET, ST. WHEEL			
NA01-32-750	1				
+-----+ 32-980 +-----+		BOSS, STEERING WHEEL			
NA01-32-980D	1	BASE, R-PKG, (URETHANE)			
NA02-32-980D	1	F-SV, L-PKG, P.E.GR, T-PKG, (LEATHER)			
+-----+ 57-K00 +-----+		MODULE, AIR BAG			
*NB11-57-K00	1				
* 00	INT-	NA3 NA4 NA5 NA6 NA7 NAB BLACK			

AUNA06

CAT. AUNA06-03

1998-07

3210 STEERING COLUMN & SHAFTS



3210 -1 * STEERING COLUMN & SHAFTS

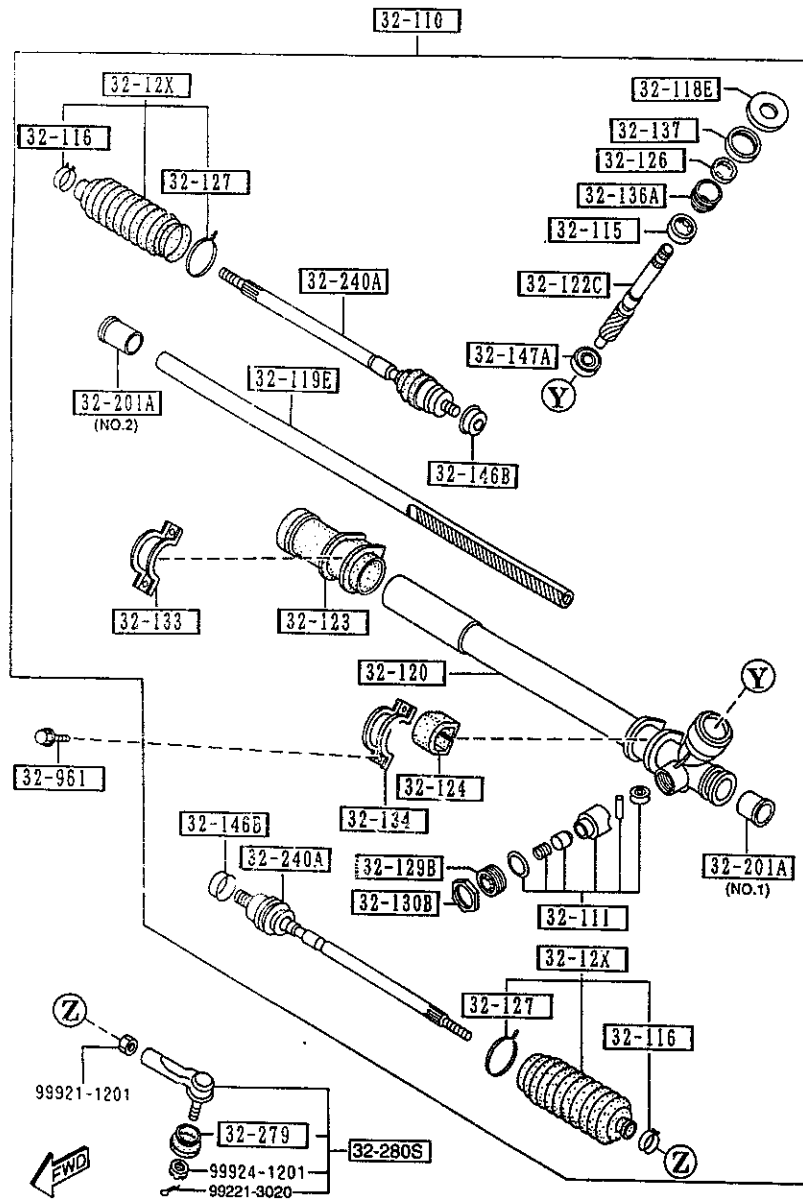
PART NO.	QTY	MODEL/RESTRICTION	MODEL/RESTRICTION	MODEL/RESTRICTION	FIGURE
32-AZ1		COVER, JOINT-UPPER			
NA75-32-AZ1	1				
32-AZ2		COVER, JOINT-LOWER			
NA01-32-AZ2A	1				
32-090B		SHAFT, INTERMED.			
NA01-32-090C	1	BASE, R-PKG, (W/O POWER STEERING)			-6B01
NA02-32-090C	1	BASE-OPT, F-SV, P.E. GR, L-PKG, T-PKG, (W/POWER STEERING)			-6B01
NA01-32-090D	1	BASE, R-PKG, (W/O POWER STEERING)			6B01-
NA02-32-090D	1	BASE-OPT, F-SV, P.E. GR, L-PKG, T-PKG, (W/POWER STEERING)			6B01-
32-099		BOLT, SHAFT			
B455-32-099 A (B455-32-099A)	3				-6B09
B455-32-099A	3				6B09-
32-100		SHAFT, ENGY. ABSORBER			
NA75-32-100A	1				
32-217		GROMMET			
NA01-32-217	1				
32-850		JOINT, STEERING			
NA01-32-850B	1				
6B09 NA35*V-719760					
6B01 NA35*V-723096					

AUNA06

CAT. AUNA06-03

1998-07

3220 STEERING GEAR
(W/O POWER STEERING)



AUNA06

3220 -1 STEERING GEAR
(W/O POWER STEERING)

PART NO.	QTY	MODEL/RESTRICTION	MODEL/RESTRICTION	MODEL/RESTRICTION	FIGURE
32-110		GEAR, STEERING			
NA01-32-110	1				
32-111		YOKE, SUPPORT			
GJ21-32-111	1				
32-115		BEARING, ST. GEAR			
G030-32-115	1				
32-116		CLIP, SEAL			
BF67-32-116	2				
32-118E		COVER, DUST-ST. GEAR			
NA01-32-118	1				
32-119E		RACK, STEERING GEAR			
NA01-32-119	1				
32-12X		BOOT SET, ST. GEAR			
NA01-32-12X	2				
32-120		HOUSING, GEAR			
NA01-32-120	1				
32-122C		PINION, STEERING GEAR			
NA01-32-122	1				
32-123		RUBBER, MOUNTING			
NA01-32-123	1				
32-124		RUBBER, MOUNTING			
NA01-32-124	1				
32-126		SEAL, SHAFT			
G030-32-126	1				
32-127		CLIP, WIRE			
G030-32-127	2				
32-129B		PLUG, PINION			
HEL-32-129	1				

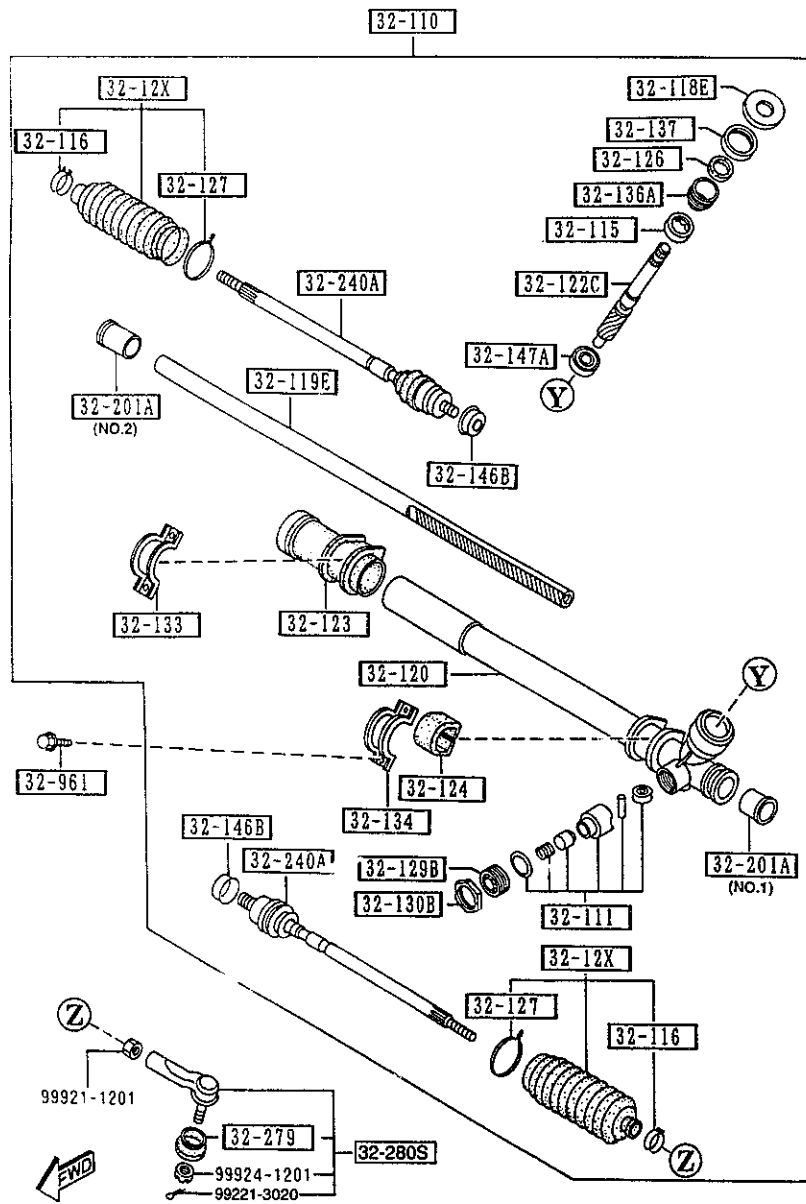
CAT. AUNA06-03

1998-07

3220

STEERING GEAR
(W/O POWER STEERING)

3220 -2 * STEERING GEAR
(W/O POWER STEERING)



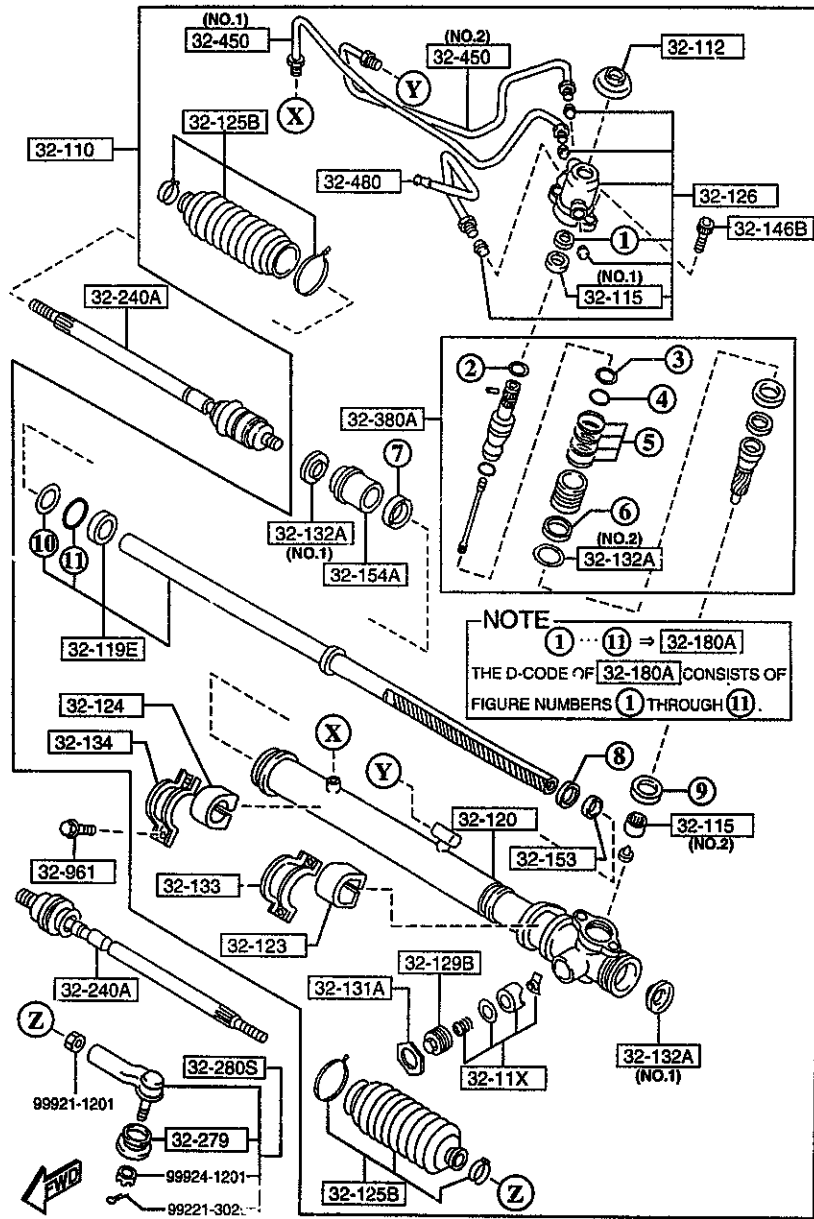
PART NO.	QTY	MODEL/RESTRICTION	MODEL/RESTRICTION	MODEL/RESTRICTION	FROM TO
32-130B		NUT, LOCK			
S083-32-137	1				
32-133		PLATE, CLAMP			
BC51-32-133	1				
32-134		PLATE, CLAMP			
NA01-32-134	1				
32-136A		COVER, REAR			
G030-32-136	1				
32-137		NUT, LOCK			
S030-32-137	1				
32-146B		WASHER			
HA14-32-146	2				
32-147A		BEARING, PINION			
G030-32-147	1				
32-201A		BUSHING, RACK-ST. GEAR			
HE01-32-201	1	(ILLUST. NO. 1)			
HE09-32-201	1	(ILLUST. NO. 2)			
32-240A		JOINT, BALL			
NA01-32-240	2				
32-279		SEAL, DUST-BALL JOINT			
B455-32-279	2				
32-280S		JOINT SET, BALL			
BAN1-32-280	2				
32-961		BOLT			
G030-32-961	4				

AUNA06

CAT. AUNA06-03

1998-07

3220 A STEERING GEAR
(W/ POWER STEERING)



AUNA06

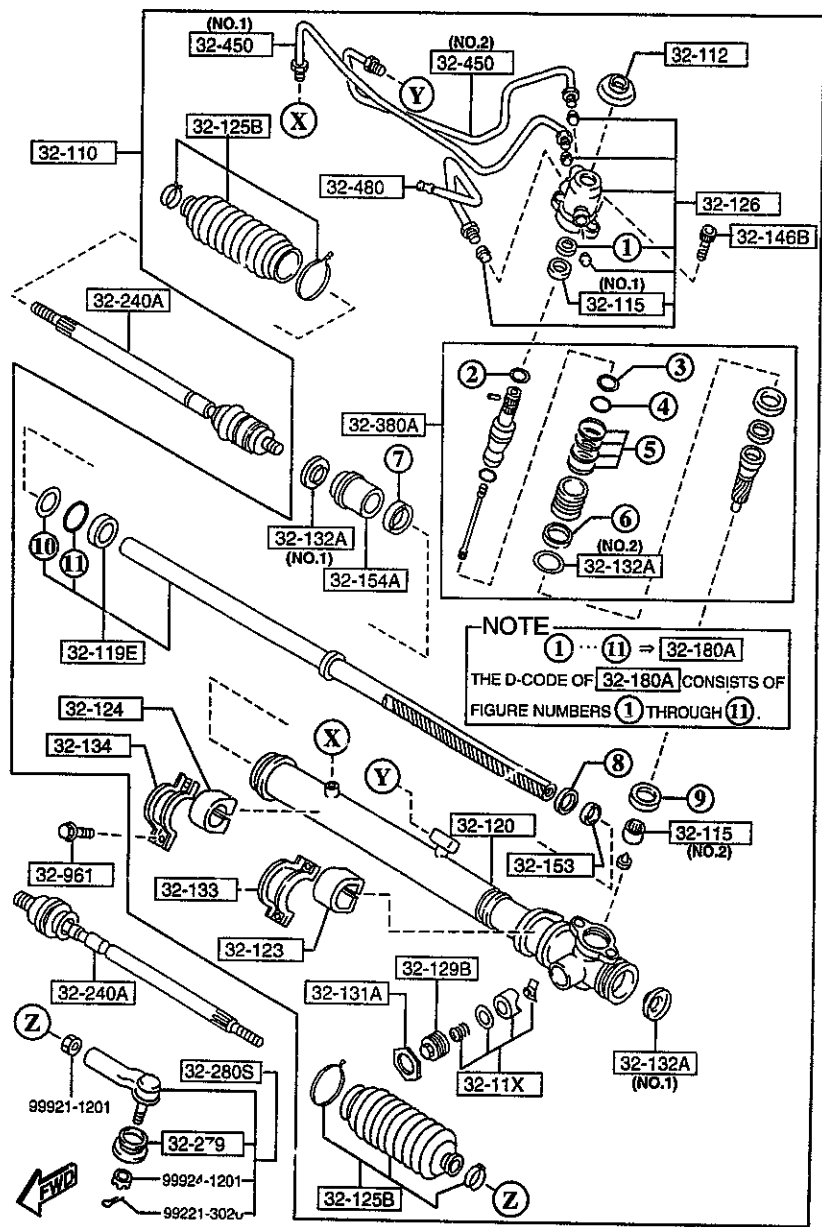
3220 A-1 STEERING GEAR
(W/POWER STEERING)

PART NO.	QTY	MODEL/RESTRICTI	MODEL/RESTRICTION	MODEL/RESTRICTION	FROM-TO
32-11X		YOKE SET,SUPPORT-ST. GEAR			
NA02-32-11X	1				
32-110		GEAR,STEERING			
NB38-32-110B	1				
32-112		COVER,DUST			
NB38-32-112	1				
32-115		BEARING,ST. GEAR			
NA02-32-115	1 (ILLUST. NO.1)				
NB39-32-115	1 (ILLUST. NO.2)				
32-119E		RACK,STEERING GEAR			
NB38-32-119	1				
32-120		HOUSING,GEAR			
NB38-32-120	1				
32-123		RUBBER,MOUNTING			
NA02-32-123	1				
32-124		RUBBER,MOUNTING			
NA02-32-124	1				
32-125B		BOOT,RACK			
NB38-32-125	2				
32-126		SEAL,SHAFT			
NB38-32-126	1				
32-129B		PLUG,PINION			
NA02-32-129	1				
32-131A		NUT,LOCK-RACK			
NA02-32-131	1				
32-132A		WASHER			
NA02-32-126	2 (ILLUST. NO.1)				
NB38-32-132	1 (ILLUST. NO.2)				

CAT. AUNA06-03

1998-07

3220 A STEERING GEAR
(W/ POWER STEERING)



AUNA06

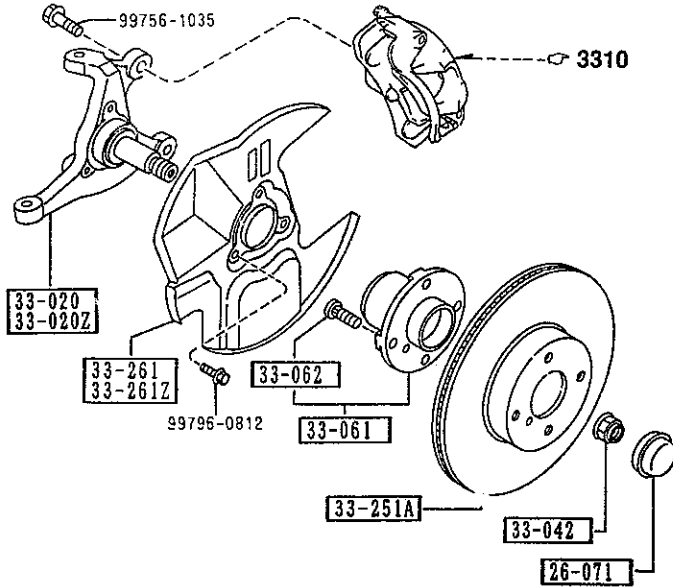
3220 A-2 * STEERING GEAR
(W/POWER STEERING)

PART NO.	QTY	MODEL/RESTRICTION	MODEL/RESTRICTION	MODEL/RESTRICTION	FORM-10
32-133		PLATE, CLAMP			
NB38-32-133	1				
32-134		PLATE, CLAMP			
D002-32-134	1				
32-146B		WASHER			
NB38-32-146	2				
32-153		RING, BACK UP			
NA02-32-153	1				
32-154A		HOLDER, STEERING GEAR			
NB38-32-154	1				
32-180A		SEAL KIT, ST. GEAR			
NB38-32-180	1				
32-240A		JOINT, BALL			
NA02-32-240	2				
32-279		SEAL, DUST-BALL JOINT			
B455-32-279	2				
32-280S		JOINT SET, BALL			
BANI-32-280	2				
32-380A		VALVE, ST. GEAR			
NB38-32-380	1				
32-450		PIPE, PRESSURE			
NB38-32-450	1 (ILLUST. NO.1)				
NB39-32-450	1 (ILLUST. NO.2)				
32-480		PIPE, RETURN			
NB38-32-480A	1				
32-961		BOLT			
G030-32-961	4				

CAT. AUNA06-03

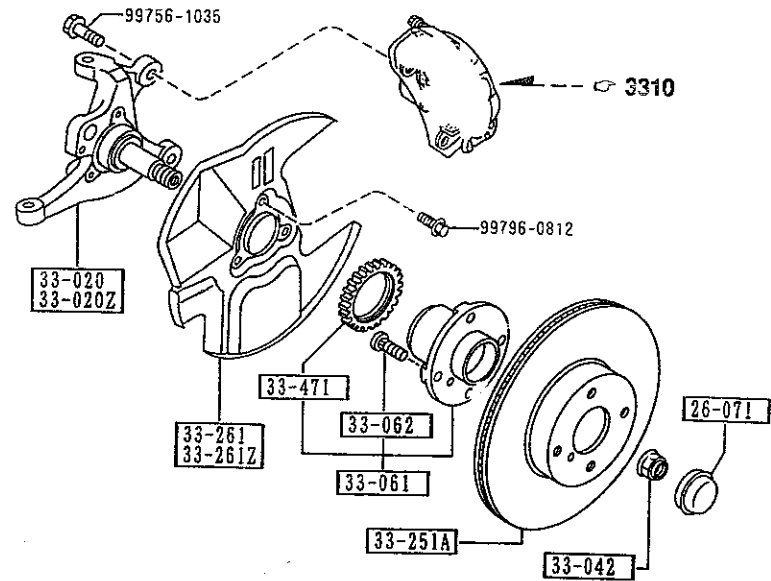
1998-07

(W/O A. LOCK BRAKE)



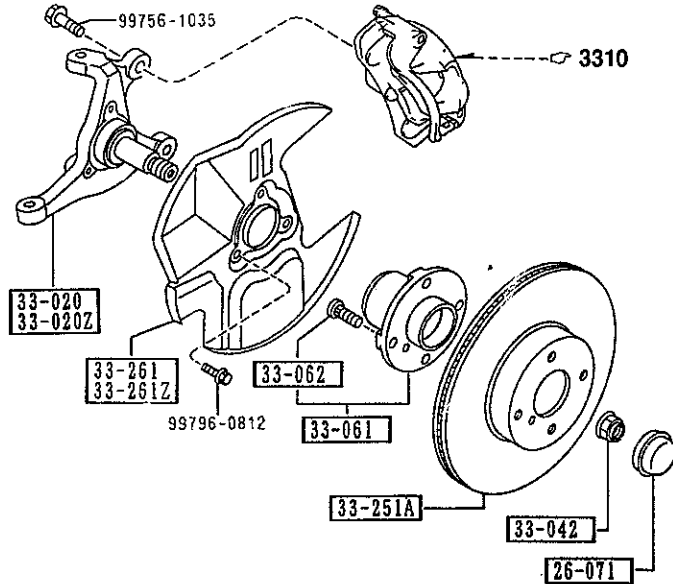
AUNA06

(W/A. LOCK BRAKE)



AUNA06

(W/O A. LOCK BRAKE)

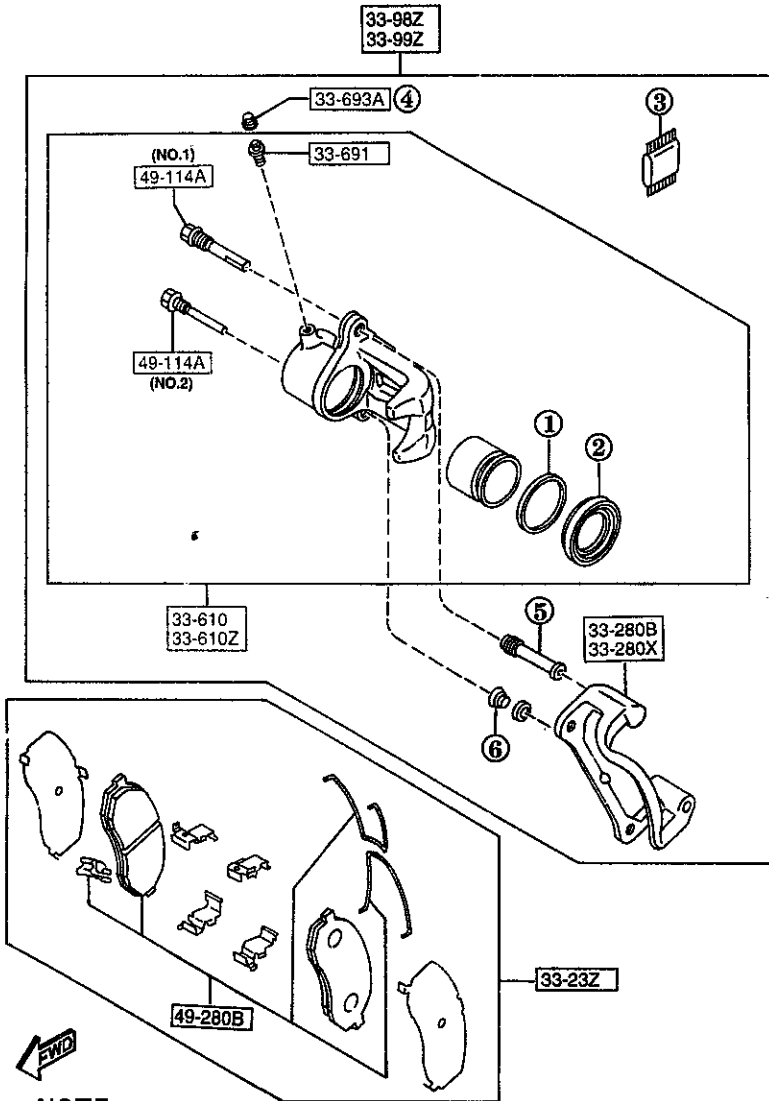


3300 -1 * FRONT AXLE

PART NO.	QTY	MODEL/RESTRICTION	MODEL/RESTRICTION	MODEL/RESTRICTION	FROM-TO
26-071		CAP, HUB			
B455-26-071	2				
33-020		KNUCKLE(R), STEERING			
NA01-33-021B	1	(W/O A. LOCK BRAKE)			
NA23-33-021B	1	(W/A. LOCK BRAKE)			
33-020Z		KNUCKLE(L), STEERING			
NA01-33-031B	1	(W/O A. LOCK BRAKE)			
NA23-33-031B	1	(W/A. LOCK BRAKE)			
33-042		NUT			
D06Y-33-042	2	W/WASHER			
33-061		HUB, WHEEL			
NA01-33-04X	2	(W/O A. LOCK BRAKE)			
NA23-33-04XA	2	(W/A. LOCK BRAKE)			
33-062		BOLT, HUB			
B455-33-062	8				
33-251A		PLATE, DISC			
NA75-33-25X A (NA75-33-25XB)	2				-7601
*NA75-33-25XB AN(NA75-33-25XC)	2				7601-7901
*NA75-33-25XC	2				7901-
33-261		COVER(R), DUST			
NA75-33-261	1				
33-261Z		COVER(L), DUST			
NA75-33-271	1				
33-471		ROTOR, SENSOR-FRT A.B S.			
NA23-33-471B	2	(W/A. LOCK BRAKE)			
7601 NA35*V-737527 7901 NA35*V-739040					



3310 FRONT BRAKE MECHANISMS



NOTE

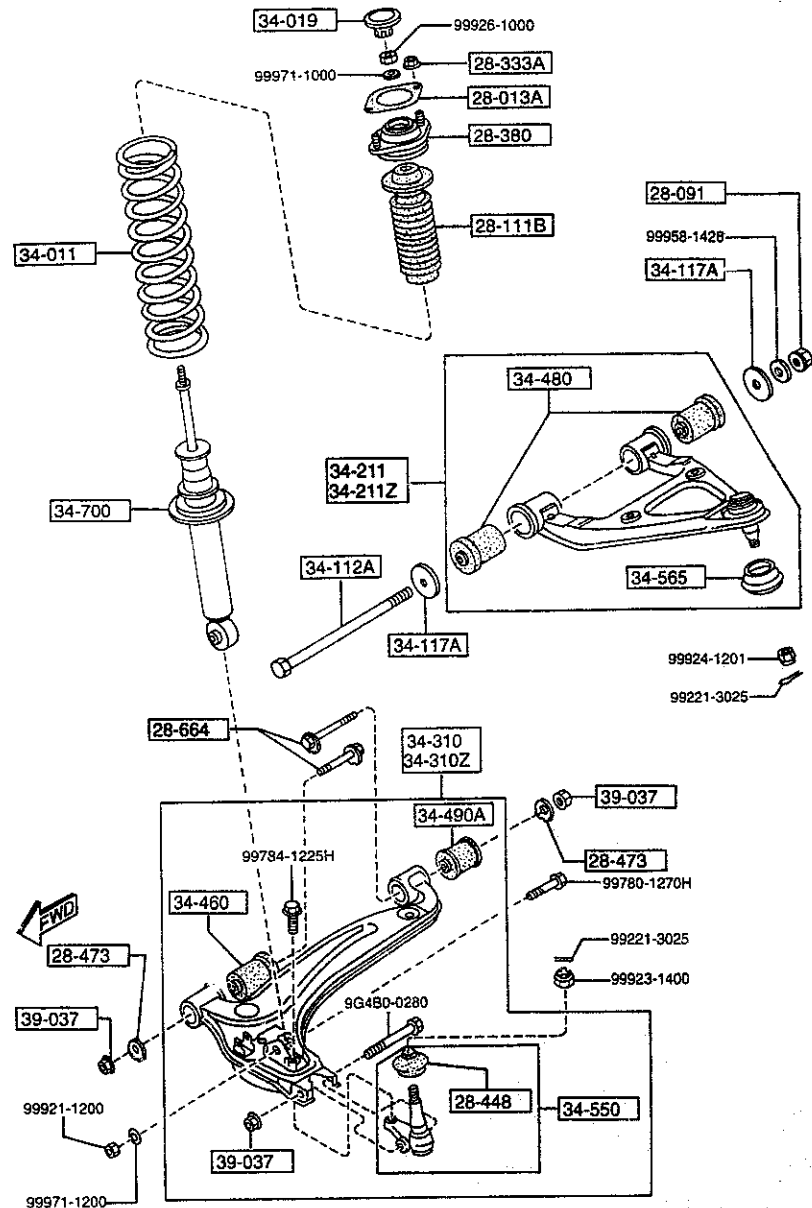
① ... ⑥ ⇒ 33-26Z
 THE D-CODE OF 33-26Z CONSISTS OF
 FIGURE NUMBERS ① THROUGH ⑥.

THOUGH ILLUSTRATIONS OF D-CODE 33-23Z,
 33-26Z AND 49-280B ARE FOR LEFT SIDE
 ONLY, QUANTITIES OF THESE D-CODES IN
 THE TEXT ARE FOR ONE VEHICLE.

3310 -1 * FRONT BRAKE MECHANISMS

PART NO.	QTY	MODEL/RESTRICTION	MODEL/RESTRICTION	MODEL/RESTRICTION	FIG-10
33-23Z		PAD SET,FRT CALIPER			
NAV5-33-23ZA	1				
33-26Z		SEAL & BOOT SET,CAL-FRT			
NAV5-33-26Z	1				
33-280B		SUPPORT(R),MOUNTING			
NA75-33-281	1				
33-280X		SUPPORT(L),MOUNTING			
NA75-33-291	1				
33-610		BODY & PISTON(R),CALIPER			
NA75-33-61X	1				
33-610Z		BODY & PISTON(L),CALIPER			
NA75-33-71X	1				
33-691		SCREW,BLEEDER			
B001-33-691	2				
33-693A		CAP,BLEEDER SCREW			
0259-33-693	2				
33-98Z		CALIPER(R),PADLESS-FR			
NAZ5-33-98Z	1				
33-99Z		CALIPER(L),PADLESS-FR			
NAZ5-33-99Z	1				
49-114A		PIN,SLIDER			
8173-49-114	2 (ILLUST. NO.1)				
8239-49-114	2 (ILLUST. NO.2)				
49-280B		PAD SUB SET,FRT CALIPER			
MNAV5-33-28Z	1				

3400 FRONT SUSPENSION MECHANISMS



3400 -1 FRONT SUSPENSION MECHANISMS

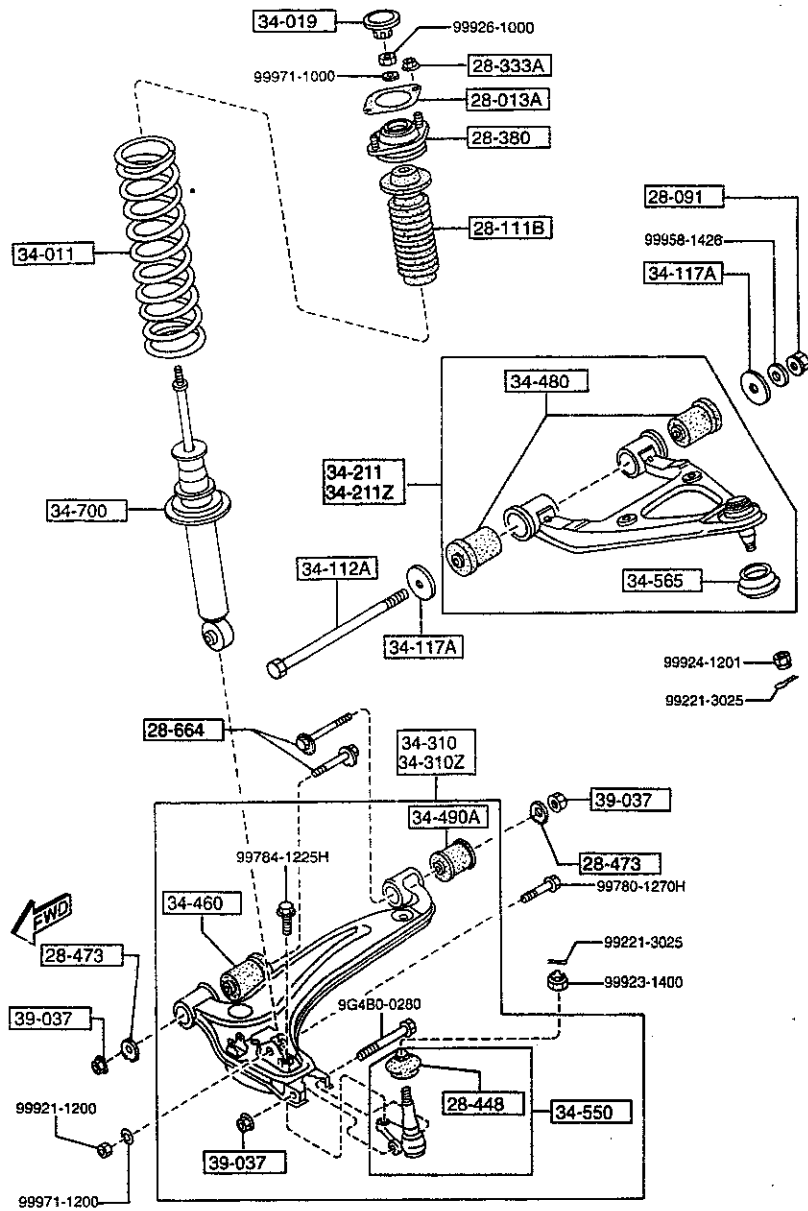
PART NO.	QTY	MODEL/RESTRICTION	MODEL/RESTRICTION	MODEL/RESTRICTION	FROM-TO
↑ 28-013A ↓		SHEET, RUBBER			
G030-28-013A	2				
↑ 28-091 ↓		NUT			
FD01-28-091A	2				
↑ 28-111B ↓		STOPPER, BUMP			
N021-34-111	2				
↑ 28-333A ↓		NUT, FLANGE			
H001-28-333	4				
↑ 28-380 ↓		RUBBER, MOUNTING			
NA01-28-380B	2				
↑ 28-448 ↓		SEAL, DUST-BALL JOINT			
H266-28-448	2				
↑ 28-473 ↓		PLATE, CAM-SUB FRAME			
NA80-28-473	4				
↑ 28-664 ↓		BOLT, ADJUST			
NA80-28-662B	4				
↑ 34-011 ↓		SPRING, COIL-FRONT			
NA03-34-011	2 (MT)				
NA81-34-011	2 (AT)				
↑ 34-019 ↓		CAP, DAMPER			
NA01-34-019	2				
↑ 34-112A ↓		BOLT			
NA01-34-112	2				
↑ 34-117A ↓		WASHER			
NA01-34-117A	4				
↑ 34-211 ↓		ARM(R), UPPER			
NA01-34-208A	1 (W/O A. LOCK BRAKE)				
NA23-34-208	1 (W/A. LOCK BRAKE)				

AUNA06

CAT. AUNA06-03

1998-07

3400 FRONT SUSPENSION MECHANISMS



AUNA06

3400 -2 FRONT SUSPENSION MECHANISMS

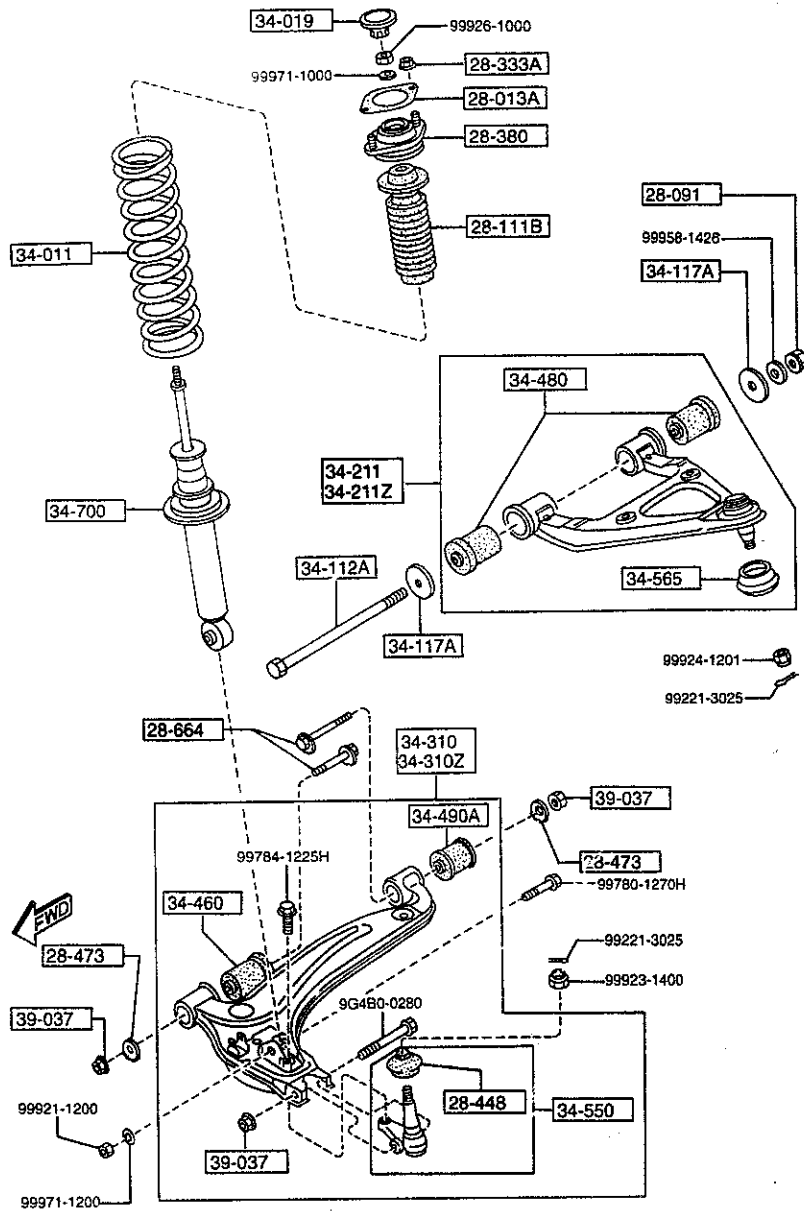
PART NO.	QTY	MODEL/RESTRICTION	MODEL/RESTRICTION	MODEL/RESTRICTION	FROM-TO
34-211Z		ARM(L),UPPER			
*NA01-34-200A	1	((W/O A. LOCK BRAKE))			
*NA23-34-250	1	((W/A. LOCK BRAKE))			
34-310		ARM(R),LOWER			
NA75-34-300A	1	((W/O A. LOCK BRAKE))>((L.S. DIFF))>((EXC. BILSTEIN DAMP.))>((W/A. LOCK BRAKE))>((L.S. DIFF))			-6C01
NA75-34-300A	1	((W/O A. LOCK BRAKE))>((NOR. DIFF))			-7501
*NA75-34-300A	1	((W/O A. LOCK BRAKE))>((L.S. DIFF))>((BILSTEIN DAMP.))>((W/A. LOCK BRAKE))>((NOR. DIFF))			-7901
N040-34-300	1	((W/O A. LOCK BRAKE))>((L.S. DIFF))>((EXC. BILSTEIN DAMP.))>((W/A. LOCK BRAKE))>((L.S. DIFF))			6C01-7901
*N040-34-300	1	((W/O A. LOCK BRAKE))>((NOR. DIFF))			7501-7901
*N040-34-300C	1				7901-
34-310Z		ARM(L),LOWER			
NA75-34-350A	1	((W/O A. LOCK BRAKE))>((L.S. DIFF))>((EXC. BILSTEIN DAMP.))>((W/A. LOCK BRAKE))>((L.S. DIFF))			-6C01
NA75-34-350A	1	((W/O A. LOCK BRAKE))>((NOR. DIFF))			-7501
*NA75-34-350A	1	((W/O A. LOCK BRAKE))>((L.S. DIFF))>((BILSTEIN DAMP.))>((W/A. LOCK BRAKE))>((NOR. DIFF))			-7901
N040-34-350	1	((W/O A. LOCK BRAKE))>((L.S. DIFF))>((EXC. BILSTEIN DAMP.))>((W/A. LOCK BRAKE))>((L.S. DIFF))			6C01-7901
*N040-34-350	1	((W/O A. LOCK BRAKE))>((NOR. DIFF))			7501-7901
*N040-34-350C	1				7901-
34-460		BUSH,RUBBER-LWR ARM			
NA01-34-460A	2				
6C01 NA35XV-725591 7501 NA35XV-736664 7901 NA35XV-739040					

CAT. AUNA06-03

1998-07

3400 FRONT SUSPENSION MECHANISMS

3400 -3 * FRONT SUSPENSION MECHANISMS



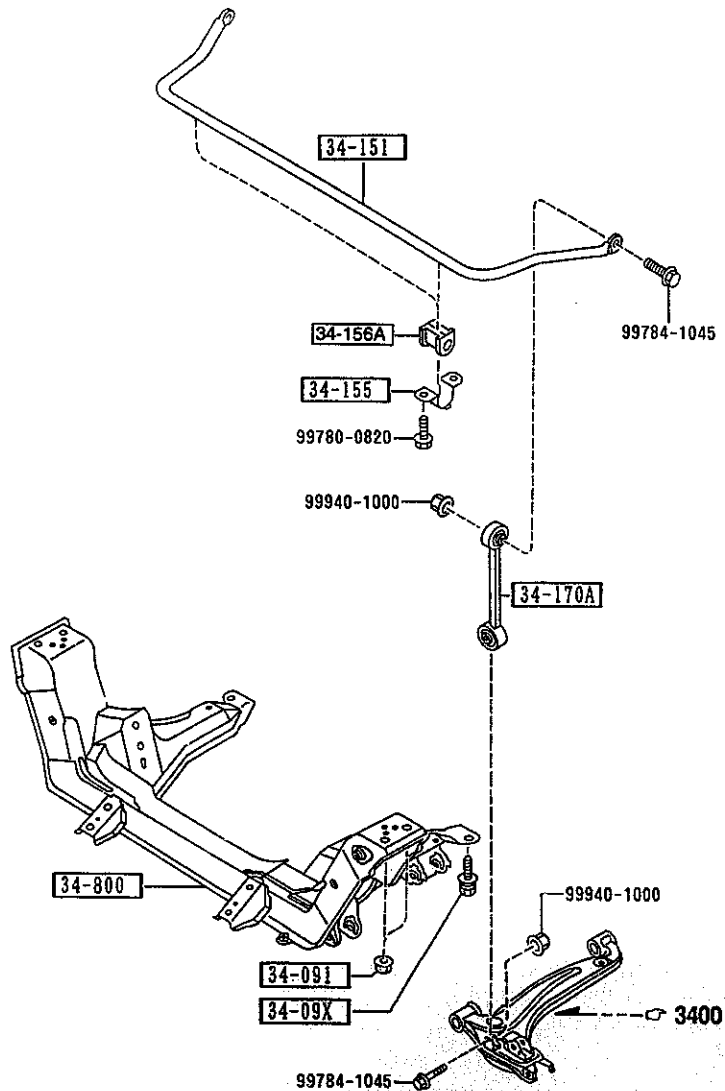
PART NO.	QTY	MODEL/RESTRICTION	MODEL/RESTRICTION	MODEL/RESTRICTION	FROM-TO
34-480	4	BUSHING, RUBBER- LOWER ARM			
NA01-34-480A					
34-490A	2	BUSHING, RUBBER			
NA01-34-490					
34-550	2	BALL JOINT, LOWER			-7901
NA01-34-550					
*NA01-34-550B	2				7901-
34-565	2	SEAL, DUST			
NA01-34-565					
34-700	2	DAMPER, FRONT			
NA53-34-700B	2	(W/A. LOCK BRAKE)			
N018-34-700B	2	((W/O A. LOCK BRAKE) >(EXC. BILSTEIN DAMP.))			
N023-34-700D	2	((W/O A. LOCK BRAKE) >(BILSTEIN DAMP.))			
39-037	6	NUT			
B001-39-037B					
7901 NA35*V-739040					

AUNA06

CAT. AUNA06-03

1998-07

3410 CROSSMEMBER & STABILIZER



3410 -1 * CROSSMEMBER & STABILIZER

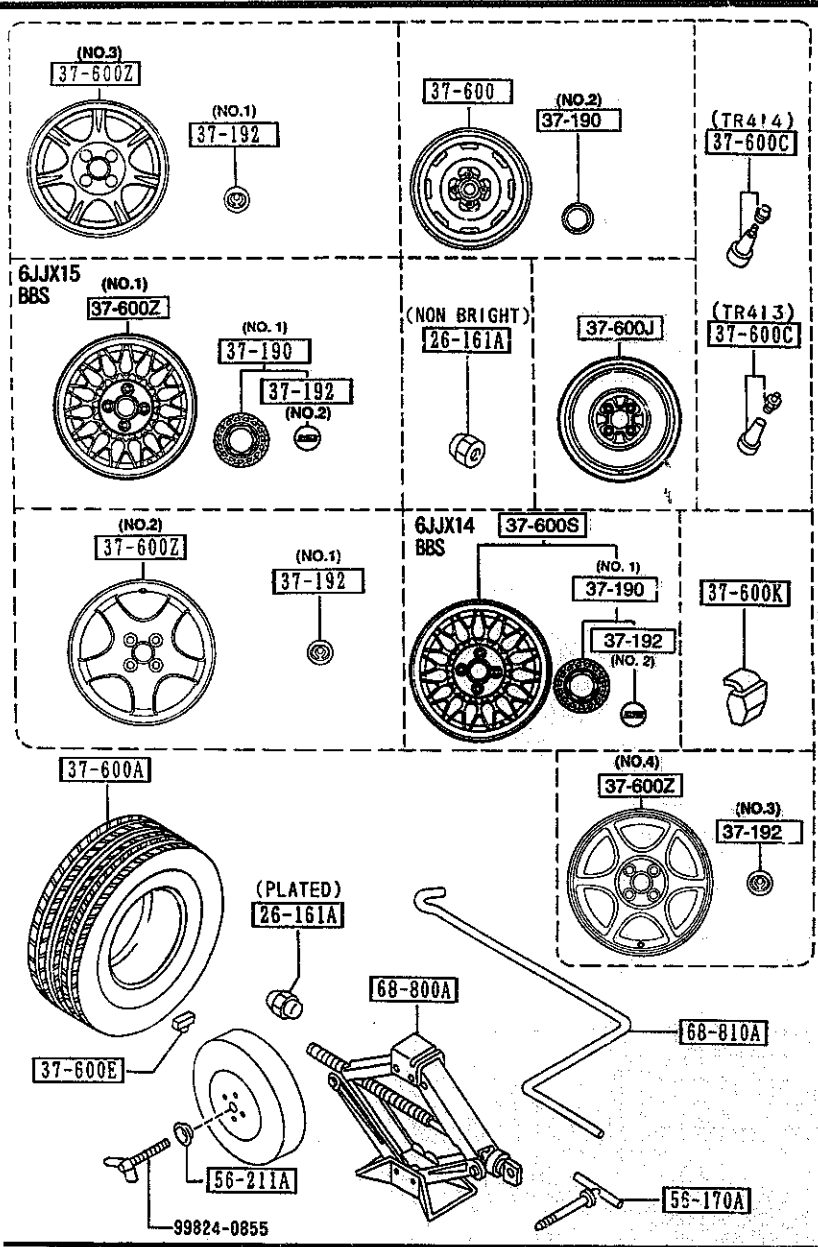
PART NO.	QTY	MODEL/RESTRICTION	MODEL/RESTRICTION	MODEL/RESTRICTION	FROM TO
34-09X		BOLT			
NAD1-34-09XA	4				
34-091		NUT			
FB01-34-091	4				
34-151		STABILIZER, FRONT			
NA75-34-151	1	(BILSTEIN DAMP.)			
NA80-34-151	1	(EXC. BILSTEIN DAMP.)			
34-155		PLATE, STABILIZER			
FB01-34-155	2				
34-156A		RUBBER, STAB -FRT			
NA01-34-156A	2	(EXC. BILSTEIN DAMP.)			
MNA75-34-156	2	(BILSTEIN DAMP.)			
34-170A		LINK, CONTROL-STAB			
NA01-34-170	2				
34-800		MEMBER, CROSS			
NA01-34-800D	1				

AUNA06

CAT. AUNA06-03

1998-07

3700 TIRES & JACK



3700 -1 TIRES & JACK

PART NO.	QTY	MODEL/RESTRICTION	MODEL/RESTRICTION	MODEL/RESTRICTION	FROM-TO
26-161A		NUT, HUB			
0603-26-161	16	NON BRIGHT			
B002-37-160	16	PLATED			
37-190		CAP, CENTER			
M011-37-190	4	(ILLUST. NO. 1)			
B455-37-191	4	(ILLUST. NO. 2)			
37-192		EMBLEM, CAP-WHEEL			
EA02-37-192	4	(ILLUST. NO. 1)			
M011-37-192	4	(ILLUST. NO. 2)			
TB50-37-192A	4	(ILLUST. NO. 3)			
37-600		WHEEL, DISC-STEEL			
99658-95540	4	5.5JJX14 P=100/0=45			6C01-
37-600A		TIRE			
90620-47614	1	T115/70D14			
90623-06684	4	P185/60R14 DUNLOP			
90624-26684	4	P185/60R14 BS			
90625-56684	4	P185/60R14 YOKOHAMA			
37-600C		VALVE, AIR			
99636-04130	1	TR413			
99636-04140	4	TR414			
37-600E		WEIGHT, DISC WHEEL-STEEL			
99655-30005	4	56			
99655-30010	4	106			
99655-30015	4	156			
99655-30020	4	206			
6C01 NA35*V-725591					

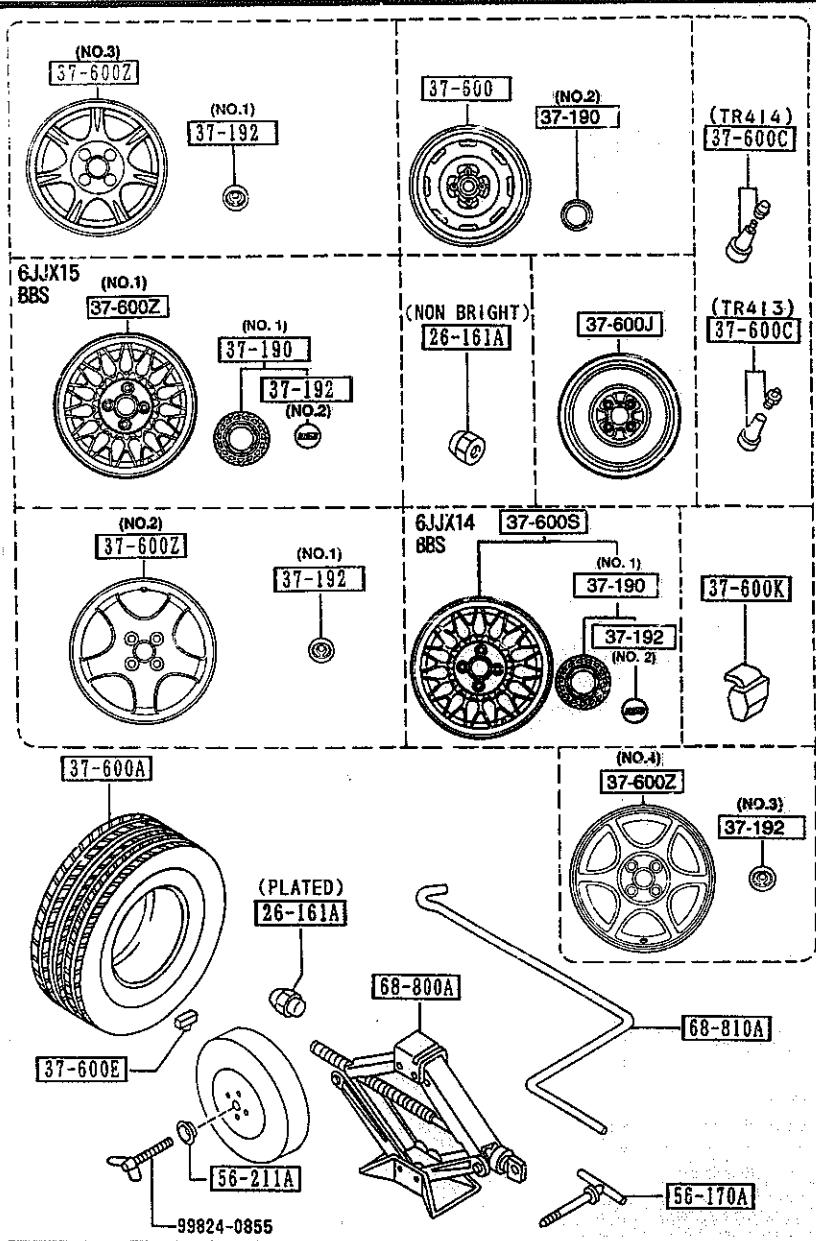
AUNA06

CAT. AUNA06-03

1998-07

3700 TIRES & JACK

3700 -2 TIRES & JACK



PART NO.	QTY	MODEL/RESTRICTION	MODEL/RESTRICTION	MODEL/RESTRICTION	FROM TO
CONT'D					
99655-30025	4	25G			
99655-30030	4	30G			
99655-30035	4	35G			
99655-30040	4	40G			
99655-30045	4	45G			
99655-30050	4	50G			
99655-30055	4	55G			
99655-30060	4	60G			
99652-14040	1	WHEEL, DISK-TEMPORARY 4TX14 P=100/0=45			
99655-90005	4	WEIGHT, DISC WHEEL-AL UMI 5G FOR 1-PIECE WHL			
99655-90010	4	10G FOR 1-PIECE WHL			
99655-90015	4	15G FOR 1-PIECE WHL			
99655-90020	4	20G FOR 1-PIECE WHL			
99655-90025	4	25G FOR 1-PIECE WHL			
99655-90030	4	30G FOR 1-PIECE WHL			
99655-90035	4	35G FOR 1-PIECE WHL			
99655-90040	4	40G FOR 1-PIECE WHL			
99655-90045	4	45G FOR 1-PIECE WHL			
99655-90050	4	50G FOR 1-PIECE WHL			
99655-90055	4	55G FOR 1-PIECE WHL			
99655-90060	4	60G FOR 1-PIECE WHL			

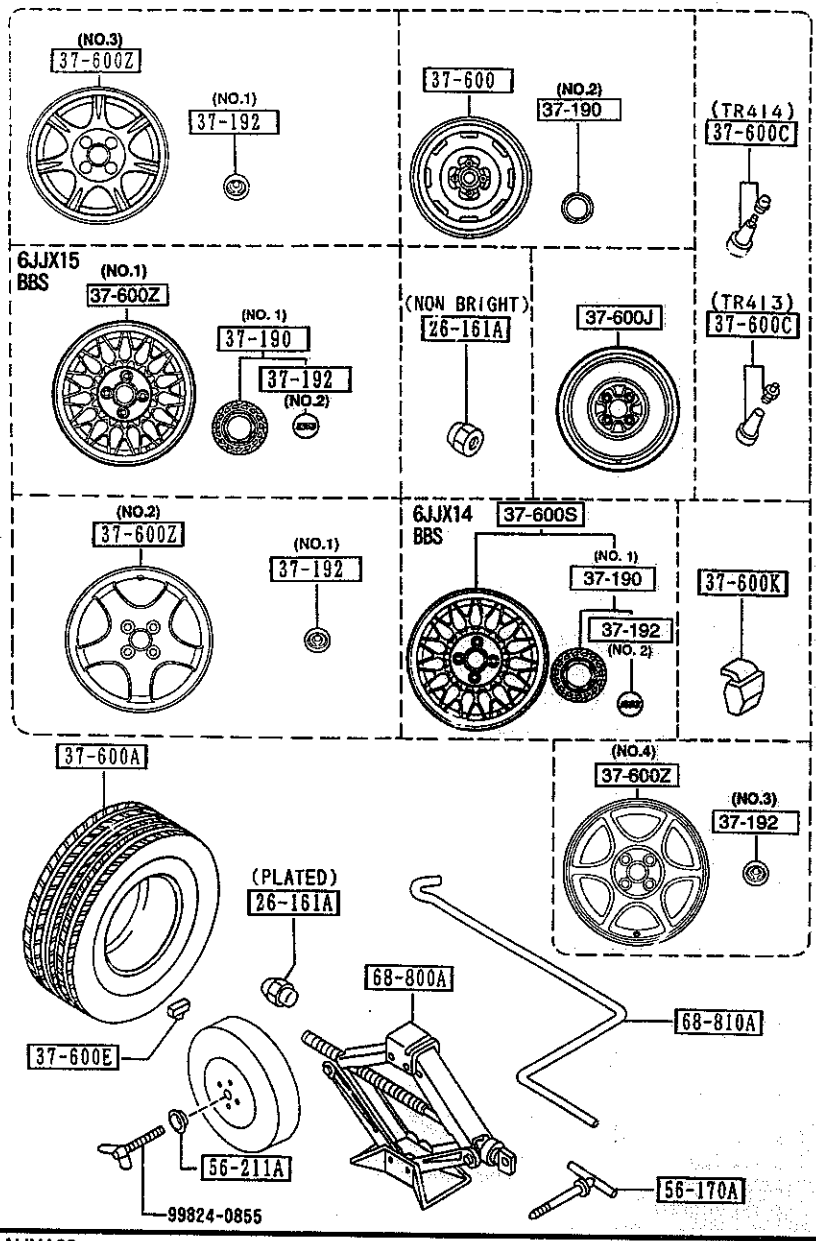
AUNA06

CAT. AUNA06-03

1998-07

3700 TIRES & JACK

3700 -3 * TIRES & JACK



PART NO.	QTY	MODEL/RESTRICTION	MODEL/RESTRICTION	MODEL/RESTRICTION	FROM-TO
37-600S		WHEEL SET, DISC-ALUMI			
BBN4-37-600	4	6JJX14 BBS			
37-600Z		WHEEL, DISC-ALUMI.			
9965C-36050	4	6JJX15 BBS (ILLUST. NO.1)			
9965E-86050	4	6JJX15 (ILLUST. NO.2)			
9965I-36040	4	6JJX14 SILVER (ILLUST. NO.3)			
9965I-96040	4	6JJX14 BRIGHT (ILLUST. NO.3)			
9965F-86050	4	6JJX15 (ILLUST. NO.4)			
56-170A		BOLT, JACK SET			
B001-56-170C	1				
56-211A		PLATE, CLAMP-JACK			
1219-56-211	1				
68-800A		JACK			
B455-37-790A	1				
68-810A		HANDLE, JACK			
6JZ1-37-810	1				
6C01 NA35*V-725591					

6C01-

AUNA06

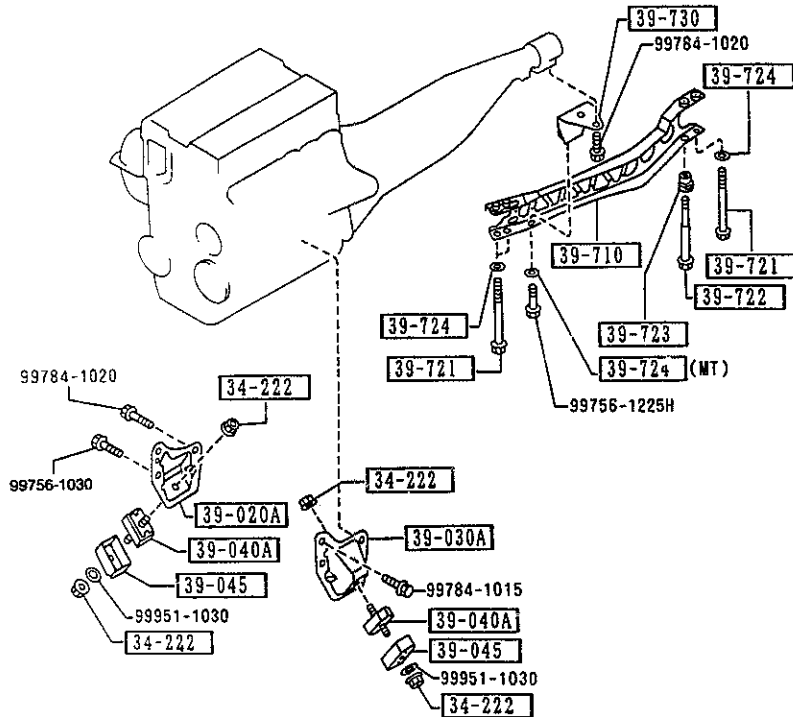
CAT. AUNA06-03

1998-07

2-M 5

3900 ENGINE & T/MISSION MOUNTINGS

3900 -1 * ENGINE & T/MISSION MOUNTINGS



PART NO.	QTY	MODEL/RESTRICTION	MODEL/RESTRICTION	MODEL/RESTRICTION	FROM TO
34-222		NUT			
8871-34-222	4				
39-020A		BRACKET(R),ENGINE			
NA75-39-021	1				
39-030A		BRACKET(L),ENGINE			
NA75-39-030	1				
39-040A		RUBBER,ENGINE MT.			
NA01-39-040A	2				
39-045		CASING,STOPPER			
NA01-39-041A	2				
39-710		FRAME,POWER PLANT			
NA01-39-710A	1	(MT)			-7701
A (NC10-39-710A)	1	(AT)			-7801
NA03-39-710A	1	(AT)			
A (NC13-39-710A)	1	(MT)			7701-
*NC10-39-710A	1	(MT)			7801-
*NC13-39-710A	1	(AT)			
39-721		BOLT,PLANT FRAME			
NA01-39-721	3				
39-722		BOLT,PLANT FRAME			
NA01-39-722	1				
39-723		SPACER,PLANT FRAME			
NA01-39-723	1				
39-724		WASHER,PLAIN-FRAME			
NA01-39-724	3	(AT)			
NA01-39-724	4	(MT)			
39-730		BRACKET,PLANT FRAME			
NA01-39-730A	1	(MT)			
7701 NA35*V-738443					
7801 NA35*V-739024					

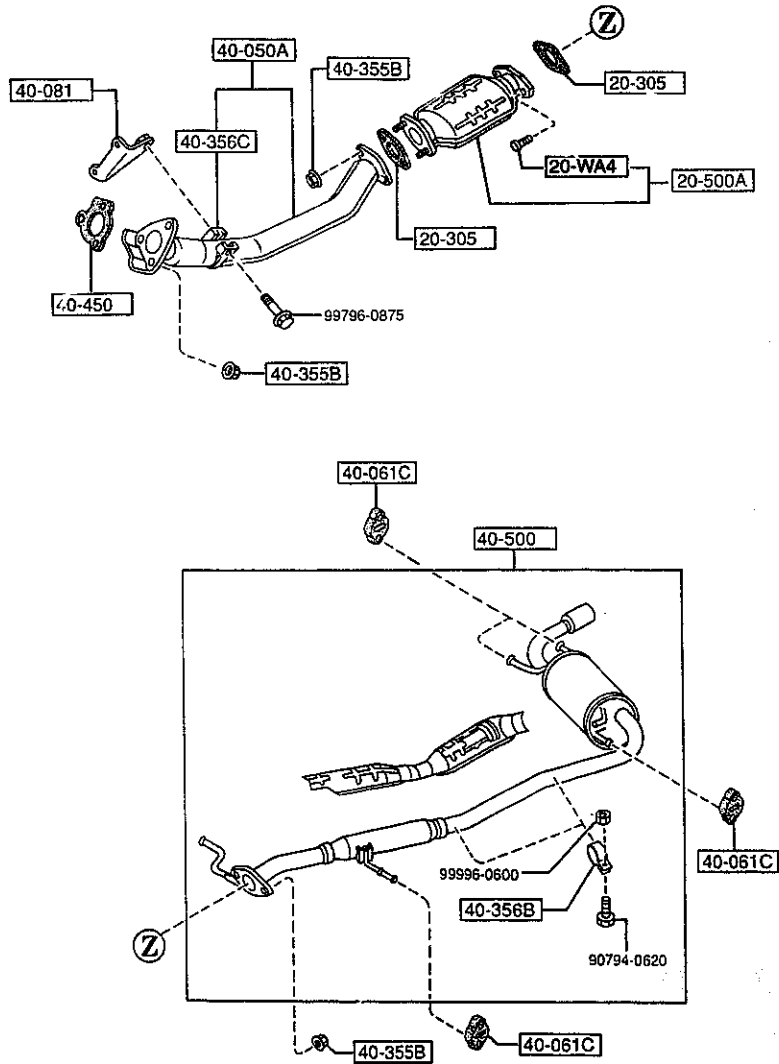
AUNA06

CAT. AUNA06-03

1998-07

4000 EXHAUST SYSTEM

4000 -1 * EXHAUST SYSTEM



PART NO.	QTY	MODEL/RESTRICTION	MODEL/RESTRICTION	MODEL/RESTRICTION	FROM-TO
20-WA4		BOLT			
*Z502-20-WA4	4				
20-305		GASKET, EXH. PIPE-CONVERTER			
B690-40-305	2	NON ASBESTOS			
20-500A		CATALYST, THREE WAY			
BPS1-20-600	1				
40-050A		PIPE, EXHAUST-FRONT			
BP56-40-500B	1				
40-061C		HANGER, SILENCER			
RF03-40-061	4				
40-081		BRACKET, HANGER			
B690-40-080A	1				
40-355B		NUT			
JE10-40-355	7				
40-356B		BAND			
B6A5-40-356	2				
40-356C		BAND			
B690-40-356	1				
40-450		GASKET, CONVERTER			
B690-40-450	1	NON ASBESTOS			
40-500		SILENCER, MAIN			
BPA5-40-100 A (BPA5-40-100B)	1 (MT)				-7416
BPA6-40-100 A (BPA6-40-100B)	1 (AT)				-7416
*BPA5-40-100B	1 (MT)				7416-
*BPA6-40-100B	1 (AT)				7416-
7416 NA35*V-735634					

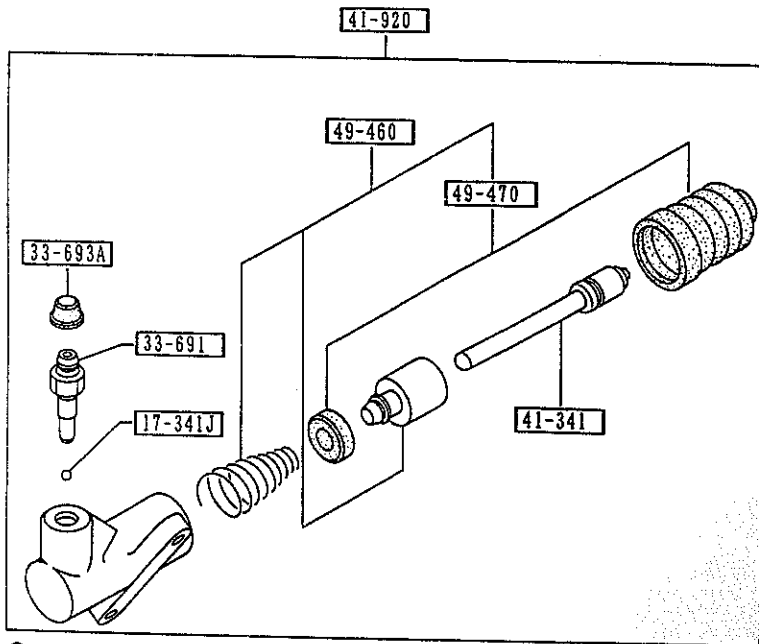
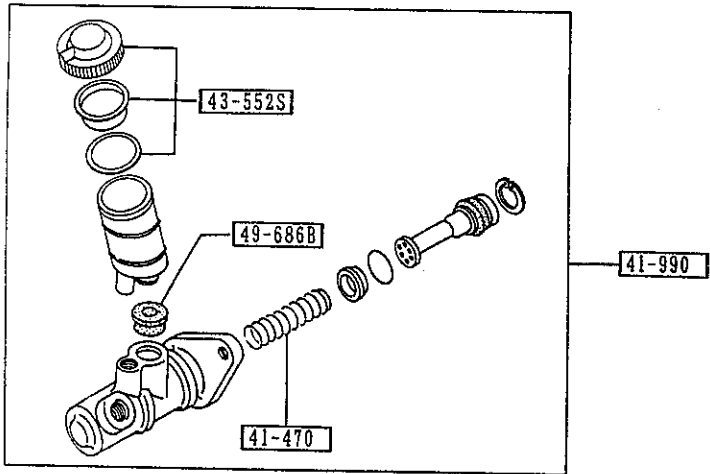


AUNA06

CAT. AUNA06-03

1998-07

4140 MANUAL TRANSMISSION CLUTCH RELEASE & MASTER CYLINDERS



FWD

AUNA06

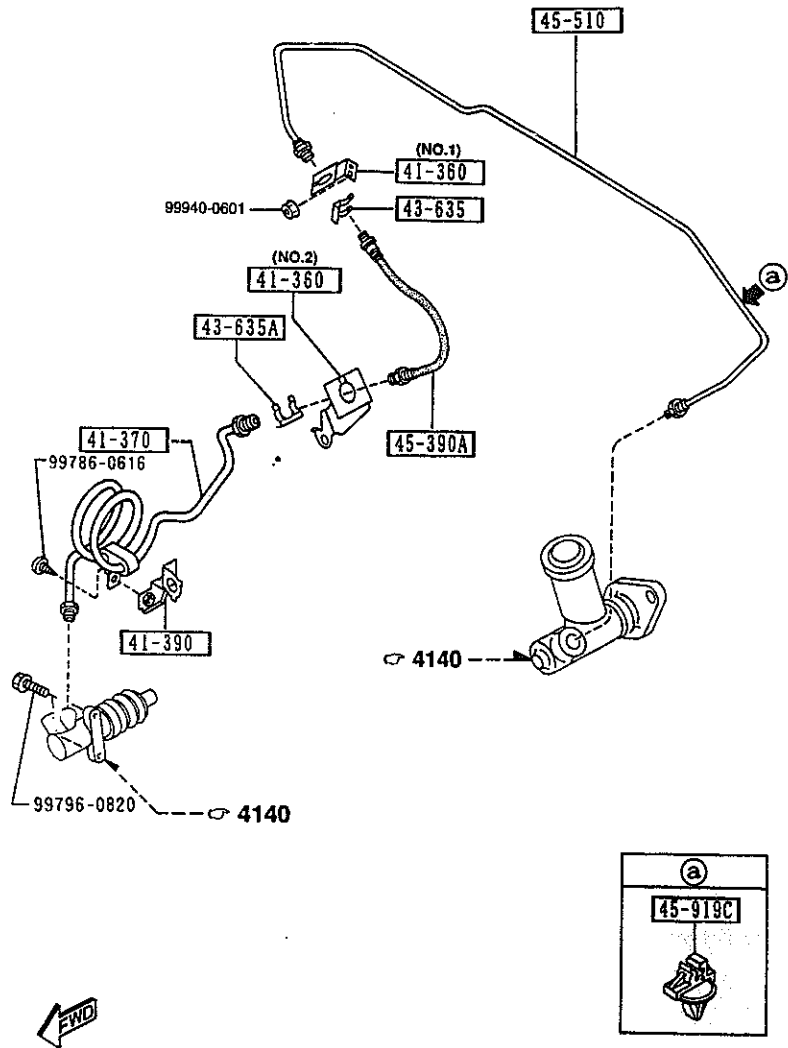
4140 -1 * MANUAL TRANSMISSION CLUTCH RELEASE & MASTER CYLINDERS

PART NO.	QTY	MODEL/RESTRICTION	MODEL/RESTRICTION	MODEL/RESTRICTION	FROM TO
17-341J	1	BALL, STEEL			
99611-1500	1				-6C01
33-691	1	SCREW, BLEEDER			
0259-33-691	1				-6C01
GASR-33-691	1				6C01-
33-693A	1	CAP, BLEEDER SCREW			
0259-33-693	1				
41-341	1	ROD, PUSH			
H266-41-341	1				
41-470	1	SPRING			
B312-41-470	1				
41-920	1	CYL., CLUTCH RELEASE			
NA01-41-920	1				
41-990	1	CYL., CLUTCH MASTER			
NA01-41-400A	1				
43-552S	1	CAP SET, RESERVE TANK			
B093-49-580	1				
49-460	1	PARTS KIT, INNER			
H005-49-460	1				
49-470	1	SEAL KIT			
H005-49-470	1				
49-686B	1	BUSH, ELBOW JOINT			
0305-49-686B	1				
6C01 NA35*V-725591					

CAT. AUNA06-03

1998-07

4145 MANUAL TRANSMISSION CLUTCH PIPINGS



4145 -1 * MANUAL TRANSMISSION CLUTCH PIPINGS

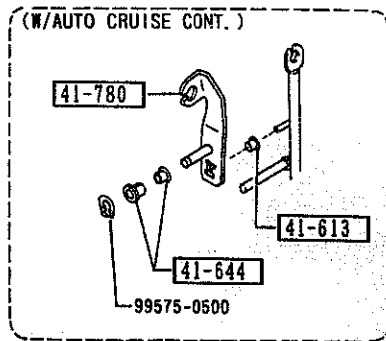
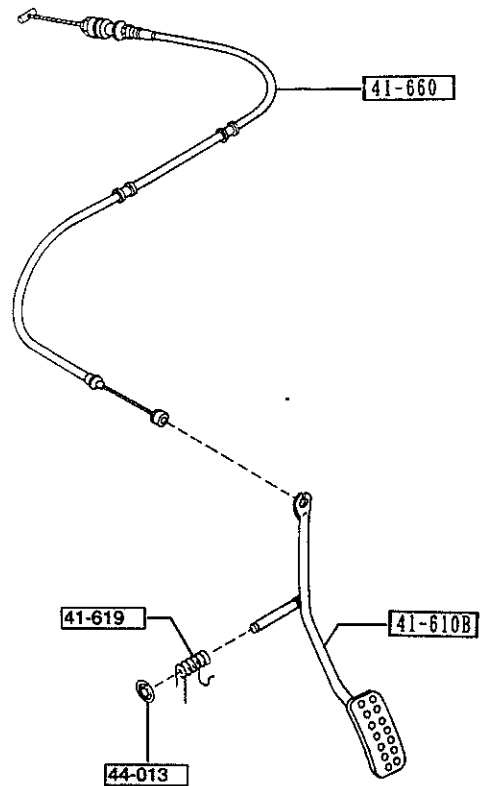
PART NO.	QTY	MODEL/RESTRICTION	MODEL/RESTRICTIONS	MODEL/RESTRICTIONS	FROM-TO
41-360		HOLDER, CLUTCH			
NA02-41-370	1	MIDORI (ILLUST. NO.1)			
NA75-41-370	1	(ILLUST. NO.2)			
41-370		PIPE, CLUTCH			
NA75-41-360 AN(NA75-41-360A)	1				-7901
*NA75-41-360A	1				7901-
41-390		HOLDER, PIPE			
NA01-41-390	1				
43-635		CLIP, FLEXIBLE HOSE			
W023-43-635A	1				
43-635A		CLIP, FLEXIBLE HOSE			
0136-43-635	1				
45-390A		HOSE, CLUTCH FLEXIBLE			
HE01-45-540	1				
45-510		PIPE, CLUTCH			
NA01-45-510C	1	(W/D A. LOCK BRAKE)			
NA20-45-510D	1	(W/A. LOCK BRAKE)			
45-919C		CLIP, PIPE			
G030-45-919A	1				
7901 NA35*V-739040					

AUNA06

CAT. AUNA06-03

1998-07

4160 ACCELERATOR CONTROL SYSTEM



4160 -1 * ACCELERATOR CONTROL SYSTEM

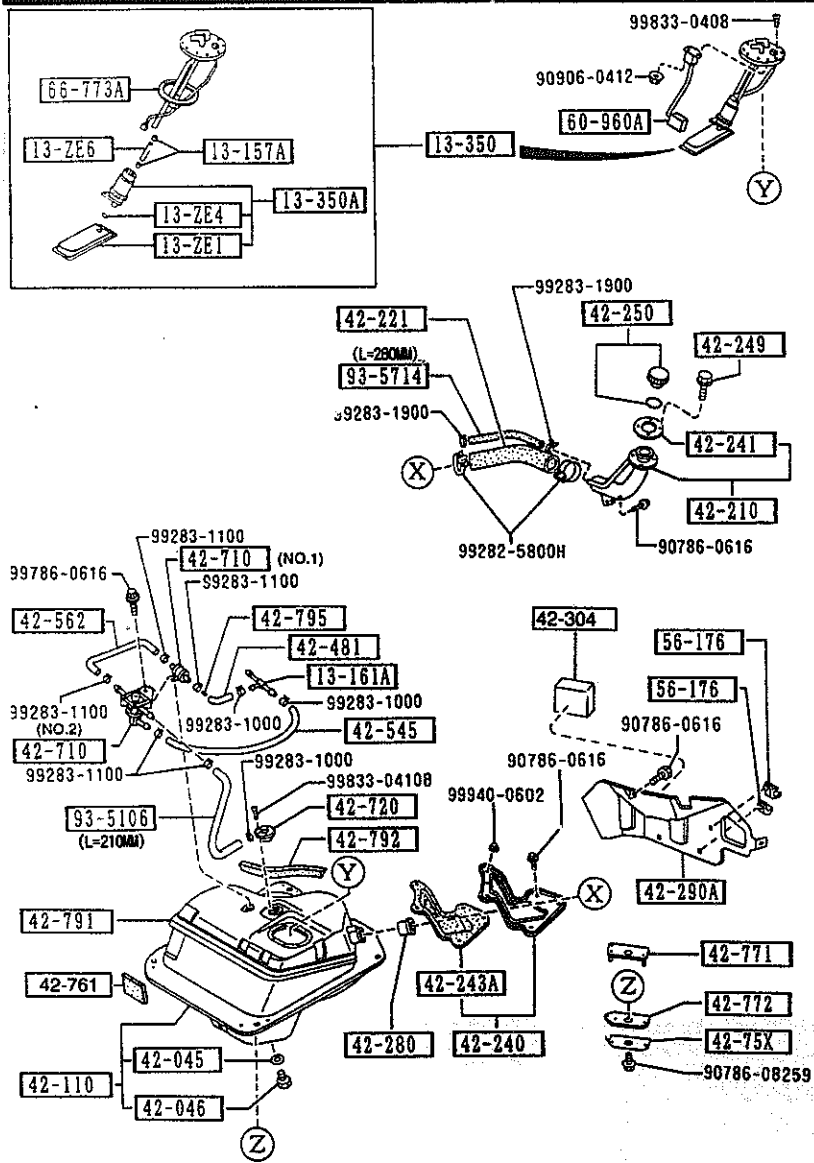
PART NO.	QTY	MODEL/RESTRICTION	MODEL/RESTRICTION	MODEL/RESTRICTION	FORM-TO
41-610B		PEDAL & ARM			
NA01-41-610B	1	BASE, N-PKG, R-PKG, (W/D AUTO CRUISE.CONT.)			
NA02-41-610B	1	P.E.GR, L-PKG, (W/AUTO CRUISE.CONT.)			
41-613		ROLLER			
B104-41-114	1	P.E.GR, L-PKG, (W/AUTO CRUISE.CONT.)			
41-619		SPRING, RETURN			
NA01-41-619	1				
41-644		BUSH			
0259-41-644	2	ONDO KOSAKUSHO P.E.GR, L-PKG, (W/AUTO CRUISE.CONT.)			
41-660		CABLE, ACCEL.			
NB15-41-660	1				
41-780		LEVER, ACCELERATOR			
NA01-41-130A	1	P.E.GR, L-PKG, (W/AUTO CRUISE.CONT.)			
44-013		WASHER, PARKING LEVER			
H380-44-013	1				

AUNA06

CAT. AUNA06-03

1998-07

4200 FUEL TANK



4200 -1 FUEL TANK

PART NO.	QTY	MODEL/RESTRICTION	MODEL/RESTRICTION	MODEL/RESTRICTION	FROM-TO
13-ZE1		FILTER, FUEL PUMP			
B61P-13-ZE1	1				
13-ZE4		WASHER, LOCK-PUMP FILTER			
FEH2-13-ZE4	1	NIPPONDENSO (JAPAN)			
13-ZE6		HOSE, FUEL PUMP-IN TANK			
KL19-13-ZE6	1				
13-157A		CLIP			
AZ28-13-157	2				
13-161A		JOINT, T			
E580-13-161	1				
13-350		PUMP, FUEL			
BPEB-13-35Z	1				
13-350A		PUMP, FUEL-SUB			
BPEB-13-350	1				
42-045		GASKET, DRAIN PLUG			
0866-42-046	1				
42-046		PLUG, DRAIN			
B596-42-045	1				
42-110		TANK, FUEL			
NA75-42-110	1				
42-210		PIPE, FILLER			
NA01-42-210A	1				
42-221		HOSE, FILLER			
NA01-42-241C	1				
42-240		COVER, DUST			
NA75-42-240	1				
42-241		GASKET, FILLER PIPE			



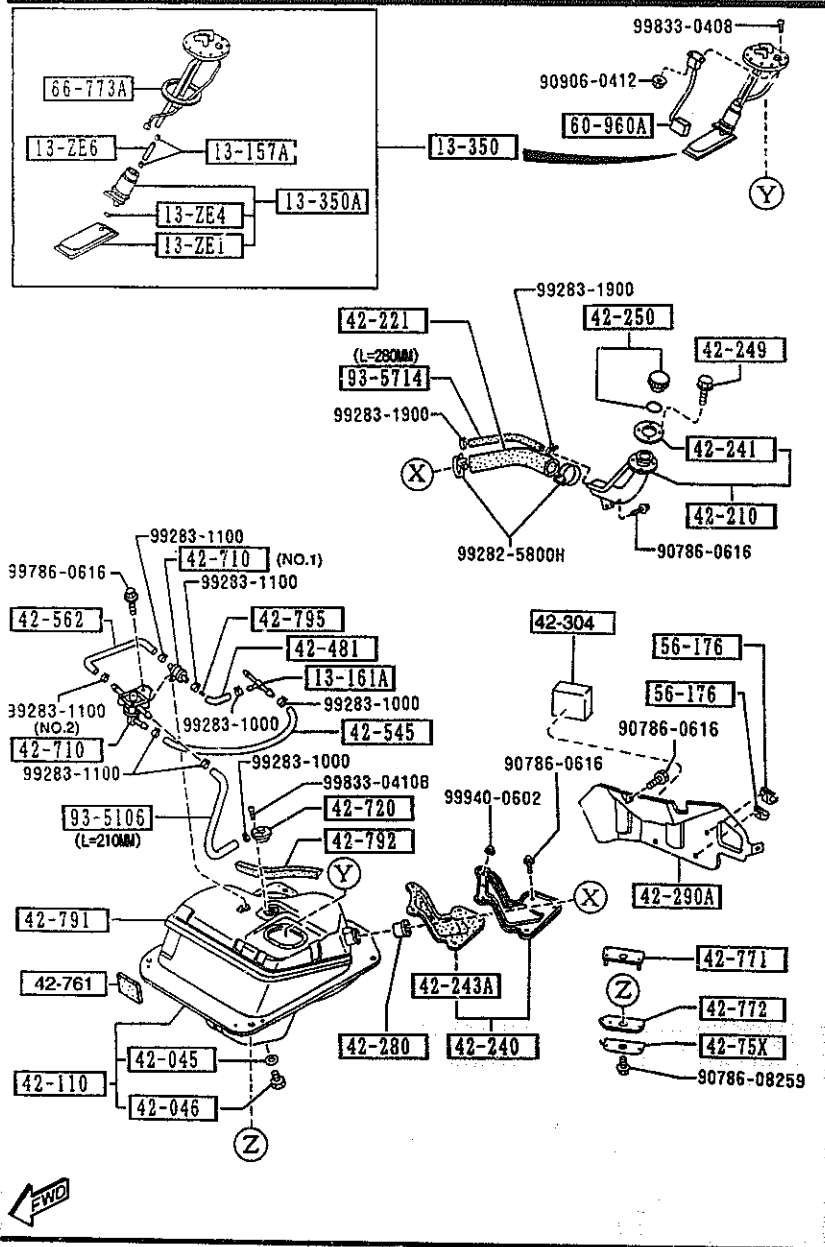
AUNA06

CAT. AUNA06-03

1998-07

4200 FUEL TANK

4200 -2 FUEL TANK



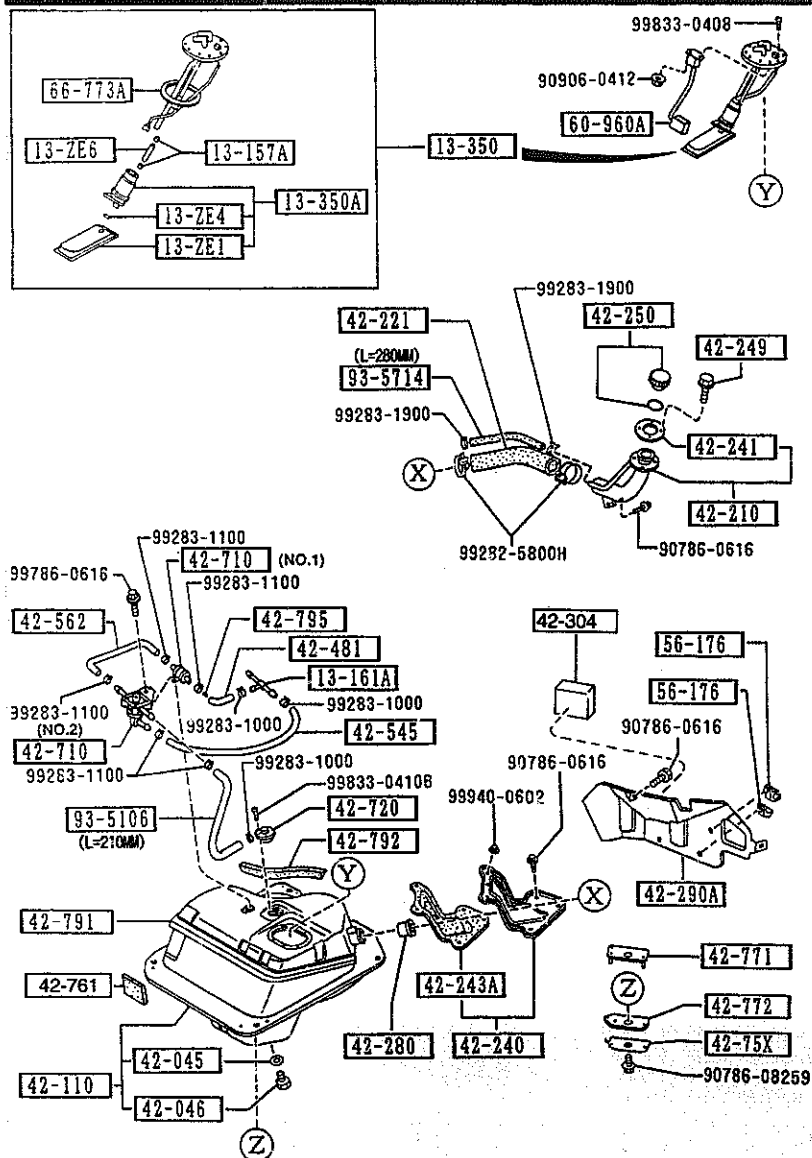
PART NO.	QTY	MODEL/RESTRICTION	MODEL/RESTRICTION	MODEL/RESTRICTION	FROM-TO
CONT'D					
0866-42-366B	1				
42-243A	1	GASKET'A',DUST COVER			
NA01-42-253	1				
42-249	4	BOLT,FILLER PIPE			
NA01-42-249B	4				
42-250	1	CAP,FILLER			
NA01-42-249B	1				
42-280	1	VALVE,NON RETURN			
H260-42-270	1				
42-290A	1	PROTECTOR'A',FILLER PIPE			
NA01-42-291C	1				7801-
C (NA01-42-291D)	1				
*NA01-42-291D	1				7801-
42-304	1	PAD,FUEL TANK			
*NA75-42-762	1				7801-
42-481	1	HOSE,FUEL			
NA75-42-561	1				
42-545	1	HOSE,FUEL			
NA75-42-564	1				
42-562	1	HOSE NO.2,BREATHER			
NA03-42-562	1				
42-710	1	VALVE,CHECK			
GA5R-42-910	1	(ILLUST. NO.1)			
NA75-42-910	1	(ILLUST. NO.2)			
42-720	1	VALVE,FUEL VAPOR.			
BC1M-42-980A	1				
42-75X	4	REINF.,FUEL TANK			
NA01-42-77X	4				
NA01-42-291C			7801 NA35*V-739024		
C NA01-42-291D	1				
NA75-42-762	1				

AUNA06

CAT. AUNA06-03

1998-07

4200 FUEL TANK



4200 -3 * FUEL TANK

PART NO.	QTY	MODEL/RESTRICTION	MODEL/RESTRICTION	MODEL/RESTRICTION	FROM TO
42-761		PAD			
NA75-42-76X	1				6B02-
42-771		RUBBER(UP), MOUNT-TANK			
NA01-42-771	4				
42-772		RUBBER(LWR), MOUNT-TANK			
NA01-42-772	4				
42-791		PAD, FUEL TANK			
NA01-42-761	1				
42-792		PAD, FUEL TANK			
NA01-42-762	1				
42-795		INSERT			
GN51-42-795	1				
56-176		HOLDER, JACK HANDLE			
G030-56-176	3				
60-960A		GAUGE, FUEL TANK			
NA75-60-960A	1				
66-773A		GASKET			
J004-60-962	1				
93-5106		HOSE			
99351-06999	1	L=1M CUT IT TO USE			
93-5714		HOSE			
99357-14999	1	L=1M CUT IT TO USE			

6B02 NA35*V-723193

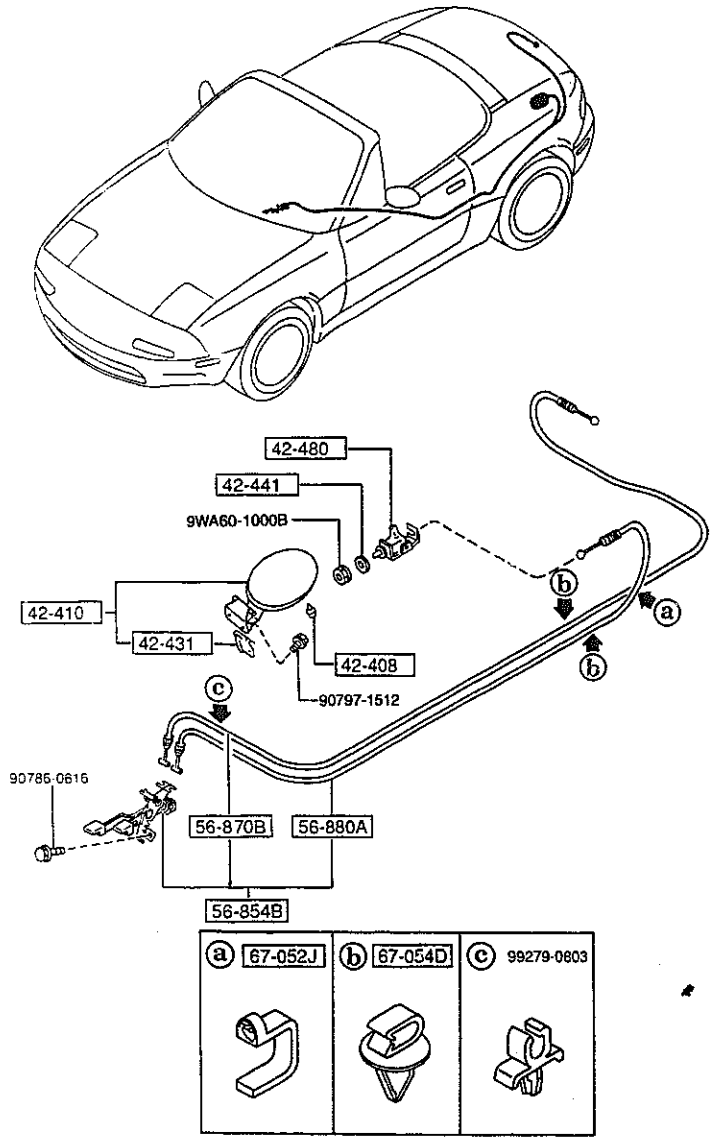
AUNA06

CAT. AUNA06-05

1998-07

2-J 6

4210 FUEL LID OPENER



4210 -1 * FUEL LID OPENER

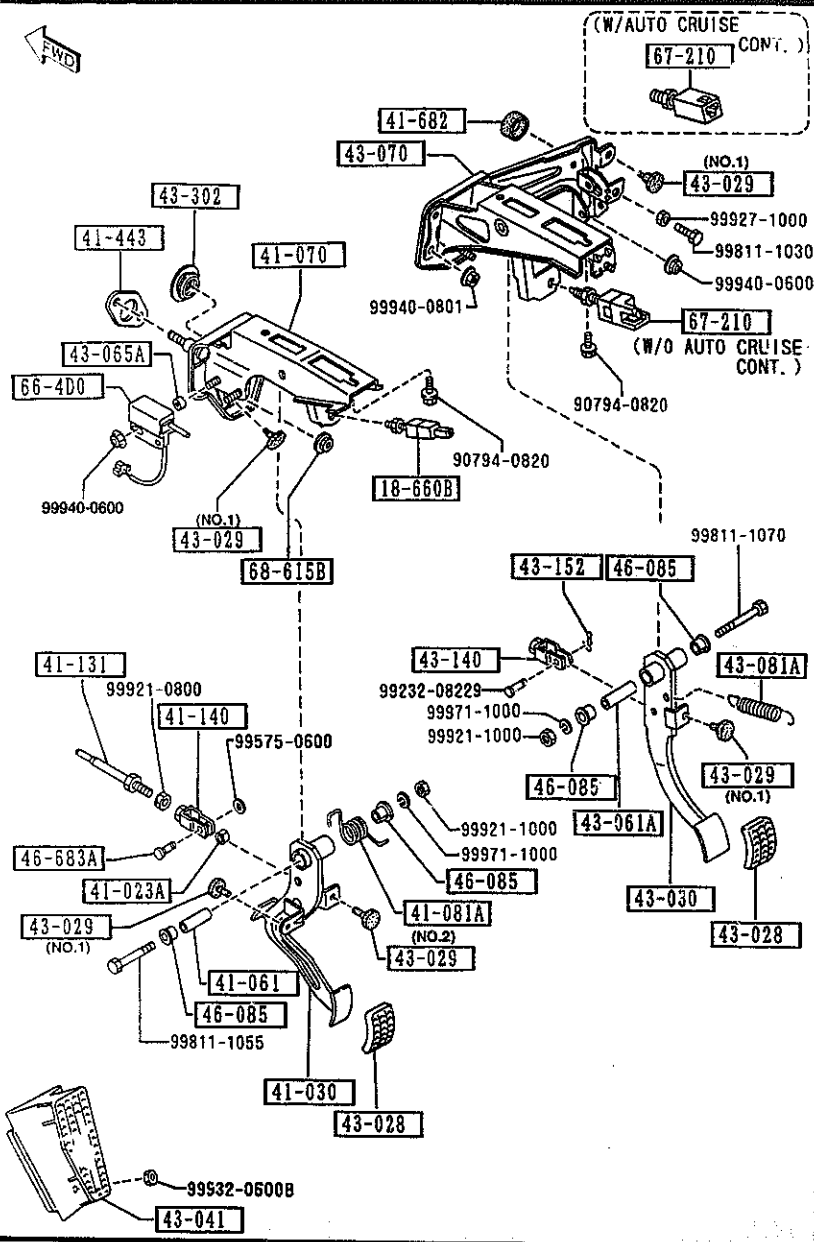
PART NO.	QTY	MODEL/RESTRICTION	MODEL/RESTRICTION	MODEL/RESTRICTION	FROM-TO
42-408		STOPPER, FILLER LID			
0187-70-491	2				
42-410		LID, FUEL FILLER			
NA01-42-410B	1				
42-431		SPRING LIFT, LID			
H043-42-431D	1				
42-441		WASHER, LID OPENER			
NA01-56-896	1				
42-480		OPENER, FILLER LID			
8895-56-890A	1				
56-854B		OPENER, T/LID & F/LID			
N007-56-850A	1				
56-870B		CABLE, T/LID OPENER			
N007-56-880A	1				
56-880A		CABLE, F/LID OPENER			
NA01-56-890A	1				
67-052J		CLIP			
B001-67-051	1				
67-054D		CLIP			
H260-67-054	2				

AUNA06

CAT. AUNA06-03

1998-07

4300 MANUAL TRANSMISSION CLUTCH & BRAKE PEDALS



4300 -1 MANUAL TRANSMISSION CLUTCH & BRAKE PEDALS

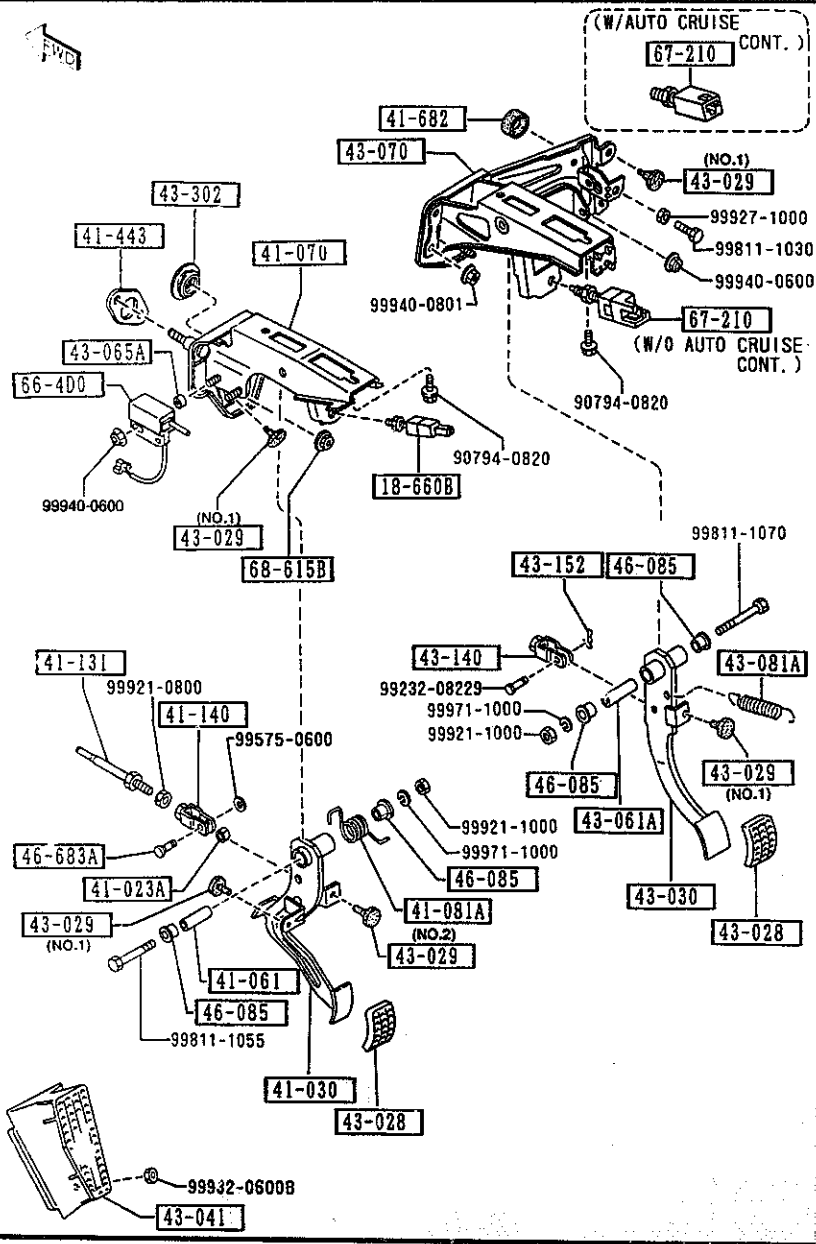
PART NO.	QTY	MODEL/RESTRICTION	MODEL/RESTRICTION	MODEL/RESTRICTION	FROM-TO
18-660B		SWITCH, CLUTCH			
LA01-66-490A	1				
41-023A		BUSH			
0727-41-023	1				
41-030		PEDAL, CLUTCH			
NA01-41-030D	1				
41-061		SPACER			
0727-41-061	1				
41-070		BRACKET, MASTER CYL.			
NA01-41-070B	1				
41-081A		SPRING, RETURN			
BR70-41-981	1				
41-131		ROD, PUSH			
0824-41-131	1				
41-140		FORK, CLUTCH			
NA01-41-140B	1				
41-443		GASKET			
NA01-41-443	1				
41-682		RUBBER, STOP			
1456-41-682	1	P. E. GR. L-PKG, (W/AUTO CRUISE CONT.)			7801
*1456-41-682	1				7801-
43-028		PAD, PEDAL			
B092-43-028	2				
43-029		RUBBER, STOPPER			
8001-43-029	4	KUROISHI TEKKO (ILLUST. NO.1)			
6030-43-029	1	OIRES KOGYO (ILLUST. NO.2)			
7801 NA35*V-739024					

AUNA06

CAT. AUNA06-03

1998-07

4300 MANUAL TRANSMISSION CLUTCH & BRAKE PEDALS



4300 -3 * MANUAL TRANSMISSION CLUTCH & BRAKE PEDALS

PART NO.	QTY	MODEL/RESTRICTION	MODEL/RESTRICTION	MODEL/RESTRICTION	FROM TO
CONT'D					
0223-46-683	1				
66-400		SWITCH, CLUTCH CUT			
FB01-66-400	1				
67-210		SWITCH, STOP-LAMP			
BR70-66-490A	1	P.E. GR, L-PKG, (W/AUTO CRUISE CONT.)			
B001-66-490A	1	BASE, N-PKG, R-PKG, (W/O AUTO CRUISE CONT.)			
68-615B		NUT, FLANGE-CAP			
B100-68-615	1				

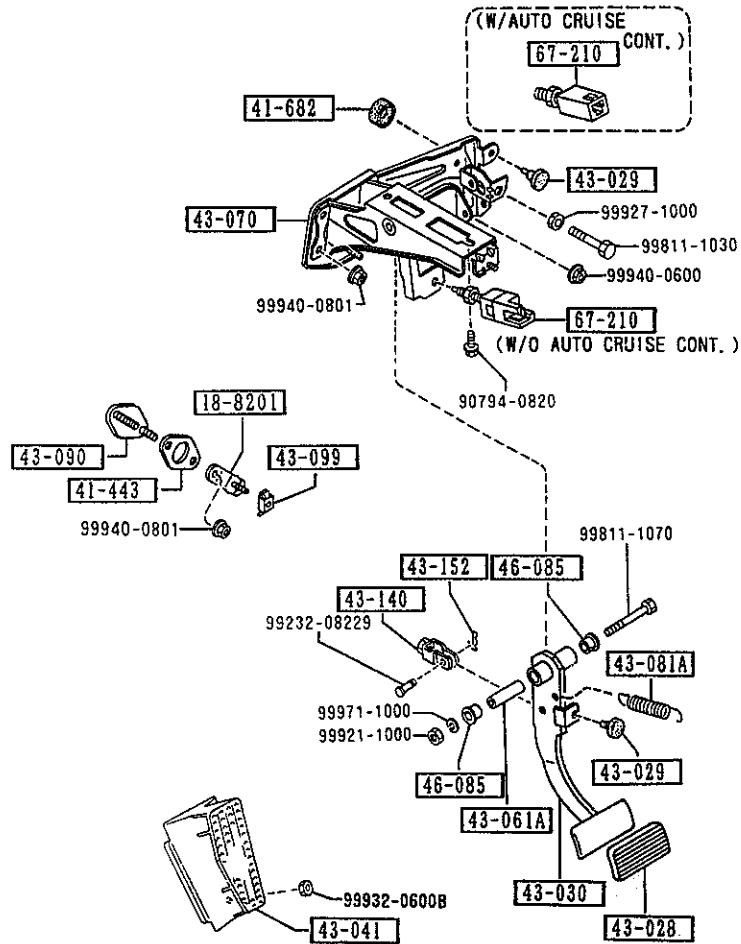
AUNA06

CAT. AUNA06-03

1998-07

4300A AUTOMATIC TRANSMISSION BRAKE PEDAL

4300A -1 AUTOMATIC TRANSMISSION BRAKE PEDAL



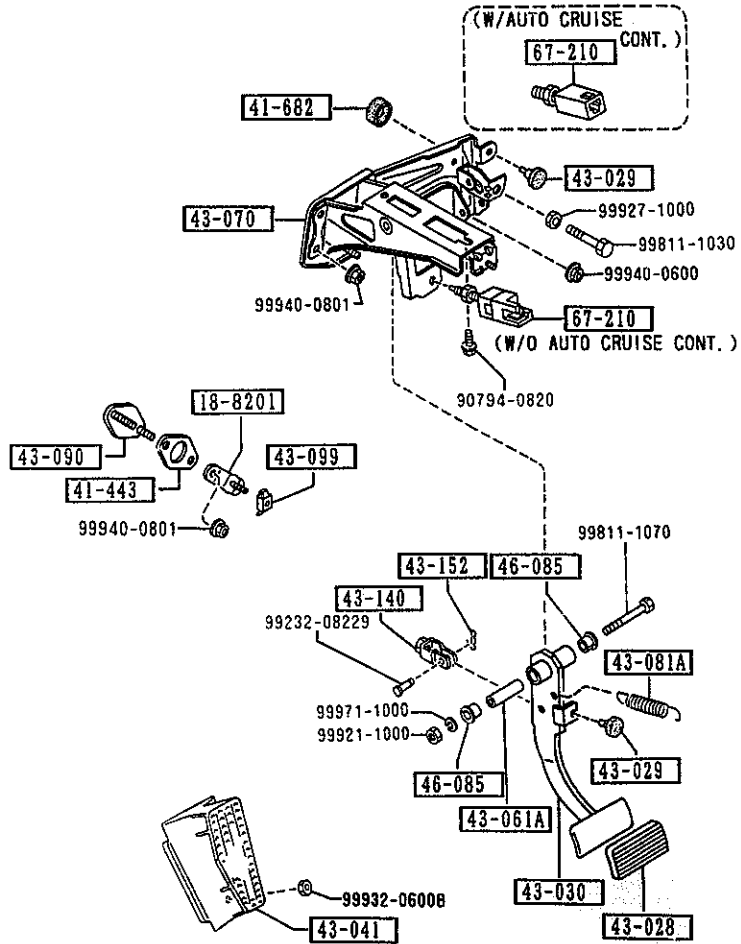
PART NO.	QTY	MODEL/RESTRICTION	MODEL/RESTRICTION	MODEL/RESTRICTION	FROM-TO
19-8201 NA75-18-945B	1	BRACKET, CONTROL UNIT			
41-443 NA01-41-443	1	GASKET			
41-682 1456-41-682	1	RUBBER, STOP			
*1456-41-682	1	P. E. GR. L-PKG. (W/AUTO CRUISE CONT.)			-7801
43-028 0268-43-028	1	PAD, PEDAL			7801-
43-029 8001-43-029	2	RUBBER, STOPPER KUROISAI TEKKO			
43-030 NA03-43-030B	1	PEDAL, BRAKE			
43-041 NA01-43-041	1	REST, FOOT			
43-061A 0E66-43-062	1	PIPE, PEDAL			
43-070 NA01-43-070B AN(NA01-43-070C)	1	BRACKET, MASTER CYL. BASE, N-PKG, R-PKG, (W/O AUTO CRUISE CONT.)			-7101
NA02-43-070B AN(NA02-43-070C)	1	P. E. GR. L-PKG. (W/AUTO CRUISE CONT.)			-7101
NA01-43-070C	1	BASE, N-PKG, R-PKG, (W/O AUTO CRUISE CONT.)			7101-7801
NA02-43-070C	2	P. E. GR. L-PKG. (W/AUTO CRUISE CONT.)			7101-7801
*NA02-43-070C	1				7801-
43-081A		SPRING, RETURN-BRAKE			
7101 NA35*V-727842 7801 NA35*V-739024					

AUNA06

CAT. AUNA06-03

1998-07

4300A AUTOMATIC TRANSMISSION BRAKE PEDAL



4300A -2 * AUTOMATIC TRANSMISSION BRAKE PEDAL

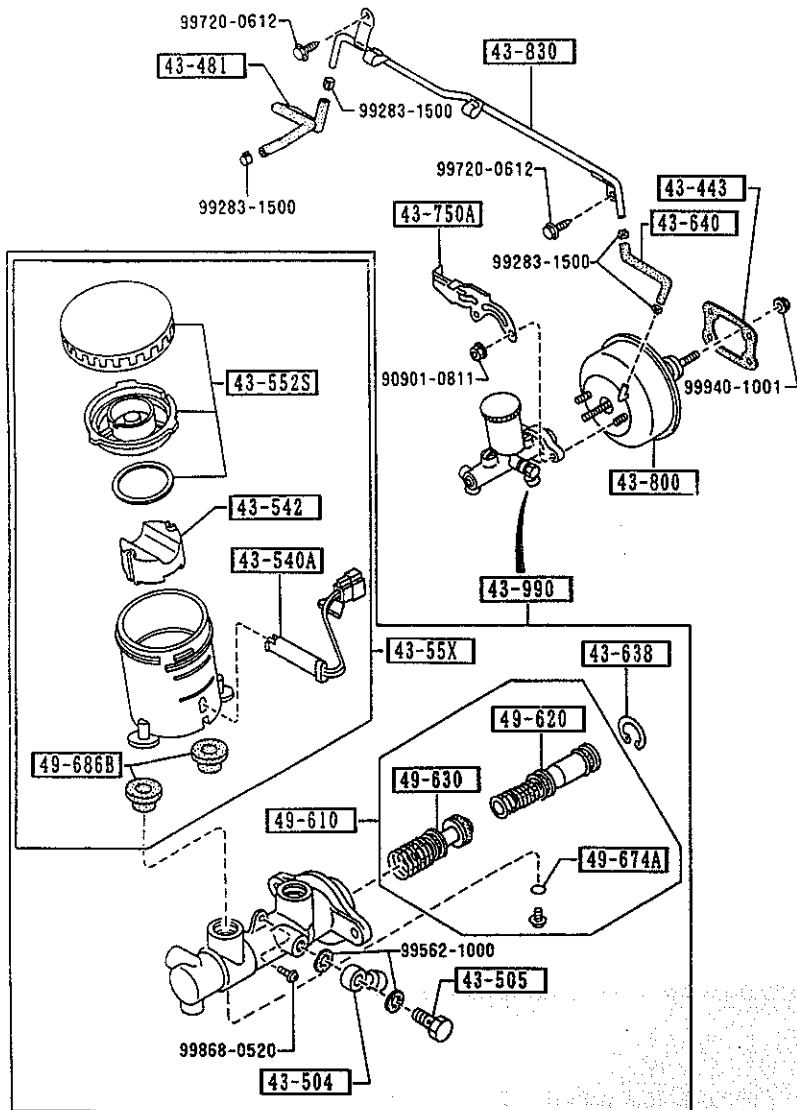
PART NO.	QTY	MODEL/RESTRICTION	MODEL/RESTRICTION	MODEL/RESTRICTION	FROM-TO
CONT'D BD92-41-081	1				
┌ 43-090 ─┐ └──────────┘		PLATE			
NA03-43-090 ANC(NA03-43-090A)	1				-7714
*NA03-43-090A	1				7714-
┌ 43-099 ─┐ └──────────┘		HOLDER, PLATE			
HF23-43-099	1				
┌ 43-140 ─┐ └──────────┘		FORK, BRAKE			
1524-43-141	1				
┌ 43-152 ─┐ └──────────┘		PIN, SNAP			
D001-43-152	1				
┌ 46-085 ─┐ └──────────┘		BUSH			
1015-46-085	2				
┌ 67-210 ─┐ └──────────┘		SWITCH, STOP-LAMP			
BR70-66-490A	1	P. E. GR, L-PKG, (W/AUTO CRUISE CONT.)			
B001-66-490A	1	BASE, N-PKG, R-PKG, (W/O AUTO CRUISE CONT.)			
7714 NA35*V-738705					

AUNA06

CAT. AUNA06-03

1998-07

4340 BRAKE MASTER CYLINDER & POWER BRAKE
(W/O ANTI LOCK BRAKE)



AUNA06

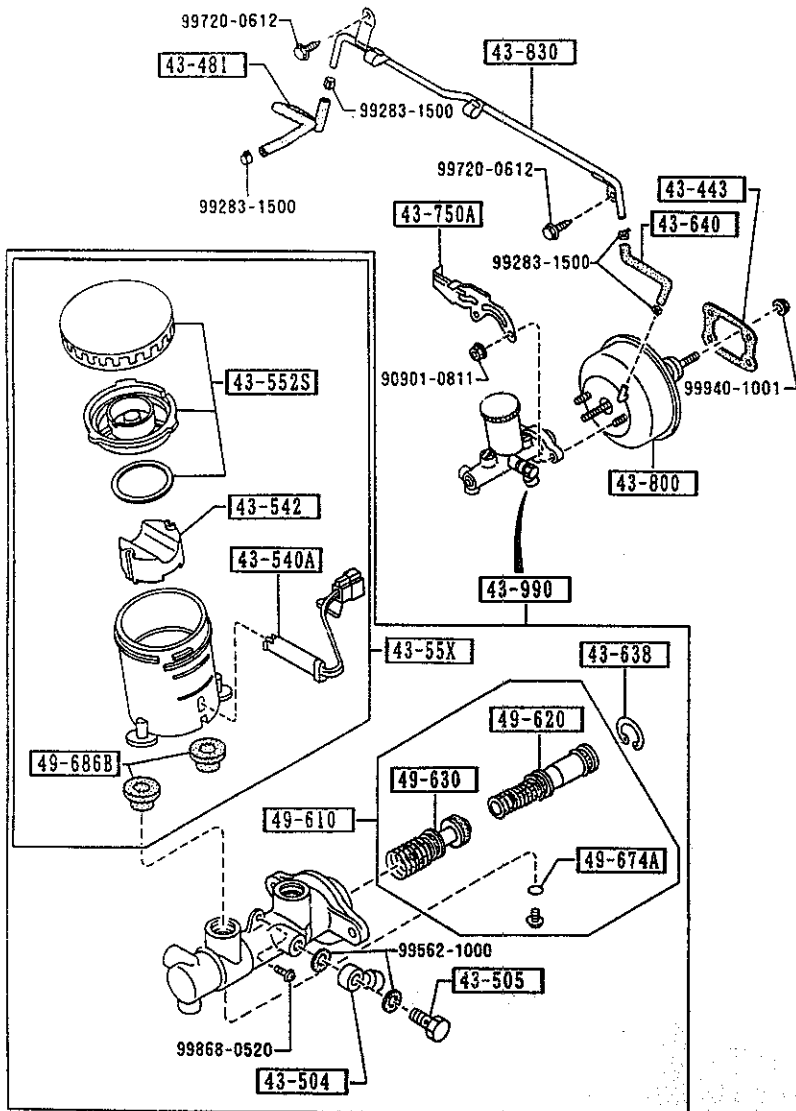
4340 -1 BRAKE MASTER CYLINDER & POWER BRAKE
(W/O ANTI LOCK BRAKE)

PART NO.	QTY	MODEL/RESTRICTION	MODEL/RESTRICTION	MODEL/RESTRICTION	FROM-TO
43-443	1	GASKET, VAC POWER ASSIST NON ASBESTOS			
H001-43-443					
43-481	1	HOSE, VACUUM			
NA75-43-481					
43-504	1	JOINT, PIPE			
W023-43-504					
43-505	1	BOLT, CONNECTOR			
W023-43-505					
43-540A	1	SENSOR, RESERVE TANK			
GA97-43-540					
43-542	1	FLOAT			
3597-43-542					
43-55X	1	SET, TANK			
B2V6-43-55X					
43-552S	1	CAP SET, RESERVE TANK			
D001-49-650A					
43-638	1	RING, RETAINING			
GA02-49-638					
43-640	1	HOSE, VACUUM			
NAD1-43-640					
43-750A	1	HOLDER, P. B. VALVE			
NA02-43-750A					
43-800	1	VACUUM POWER ASSIST			
NA75-43-800					
43-830	1	PIPE, VACUUM			
NA01-43-830A					
43-990		CYL., TANDEM MASTER			

CAT. AUNA06-03

1998-07

4340 BRAKE MASTER CYLINDER & POWER BRAKE
(W/O ANTI LOCK BRAKE)



4340 -2 * BRAKE MASTER CYLINDER & POWER BRAKE
(W/O ANTI LOCK BRAKE)

PART NO.	QTY	MODEL/RESTRICTION	MODEL/RESTRICTION	MODEL/RESTRICTION	FROM-TO
CONT'D					
NA01-43-40Z	1				
-----+ 49-610 -----+		PARTS KIT, INN.-BRAKE			
BWOA-43-61Z	1				
-----+ 49-620 -----+		PISTON, PRIMARY			
BWOA-43-62Z	1				
-----+ 49-630 -----+		PISTON, FLOATING			
BWOA-43-63Z	1				
-----+ 49-674A -----+		RING, 'O'-MASTER CYL.			
99541-00403	1				
-----+ 49-686B -----+		BUSH, ELBOW JOINT			
F100-49-686	2				

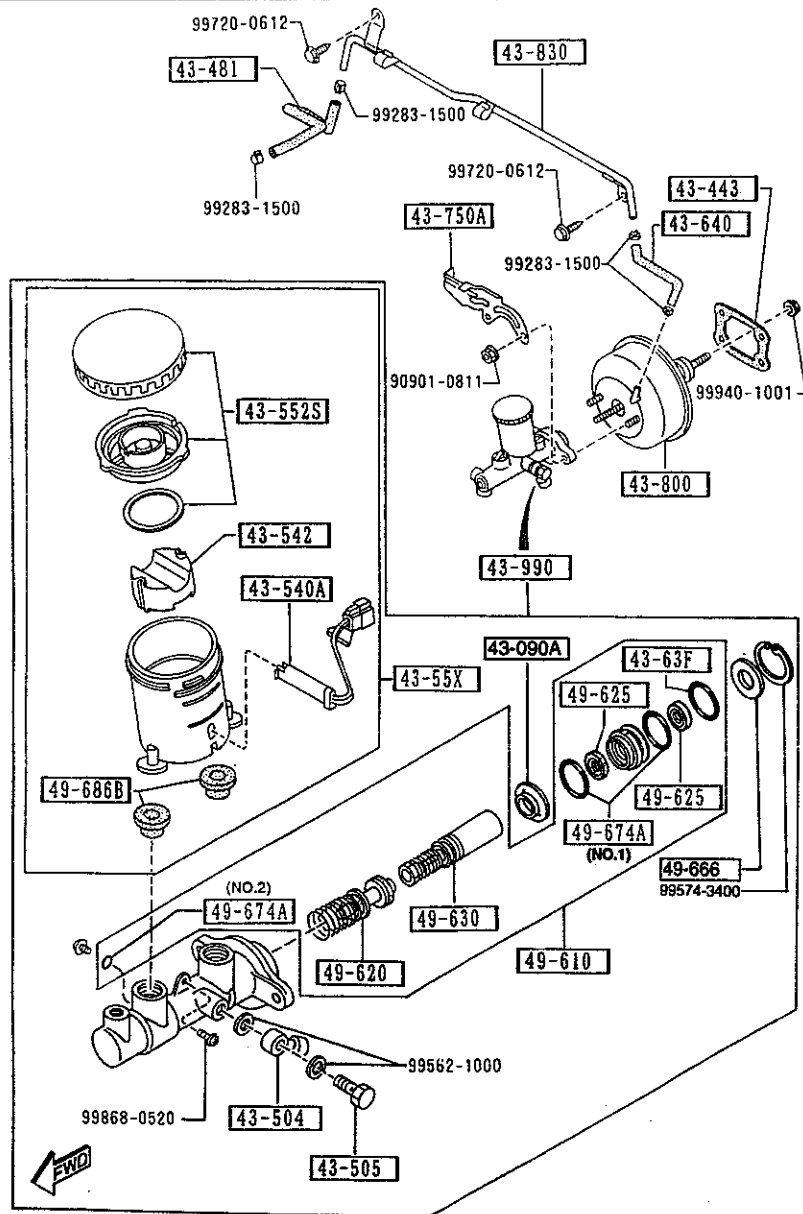


AUNA06

CAT. AUNA06-03

1998-07

4340 A BRAKE MASTER CYLINDER & POWER BRAKE
(W/ANTI LOCK BRAKE)



4340 A-1 BRAKE MASTER CYLINDER & POWER BRAKE
(W/ANTI LOCK BRAKE)

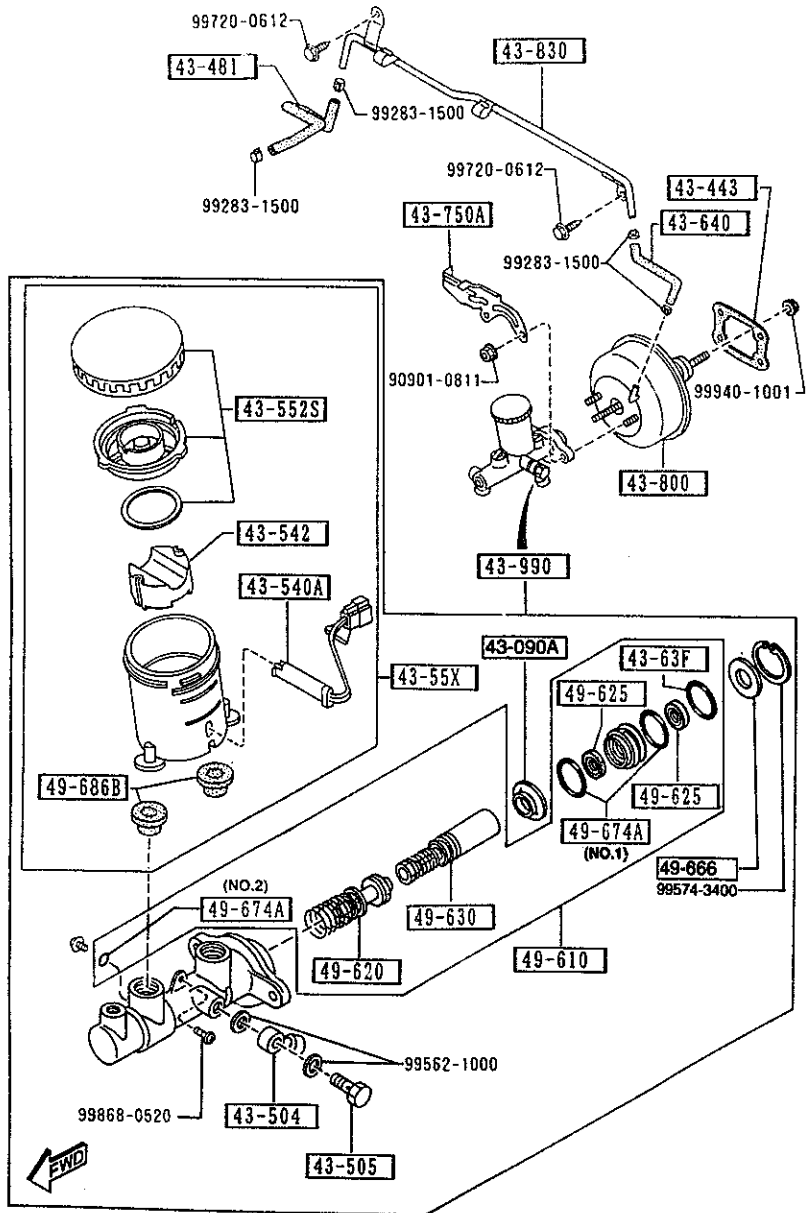
PART NO.	QTY	MODEL/RESTRICTION	MODEL/RESTRICTION	MODEL/RESTRICTION	FROM-TO
43-090A		STOPPER			
*B252-49-514	1				
43-443		GASKET,VAC POWER AS SIST			
H001-43-443	1	NON ASBESTOS			
43-481		HOSE,VACUUM			
NA75-43-481	1				
43-504		JOINT,PIPE			
W023-43-504	1				
43-505		BOLT,CONNECTOR			
W023-43-505	1				
43-540A		SENSOR,RESERVE TANK			
GA97-43-540	1				
43-542		FLOAT			
3597-43-542	1				
43-55X		SET,TANK			
NAY3-43-55X	1				
43-552S		CAP SET,RESERVE TANK			
D001-49-650A	1				
43-63F		RING,'O'			
B252-49-512	1				
43-640		HOSE,VACUUM			
NA01-43-640	1				
43-750A		HOLDER,P.B.VALVE			
NA02-43-750A	1				
43-800		VACUUM POWER ASSIST			
NAB0-43-800	1				
43-830		PIPE,VACUUM			

AUNA06

CAT. AUNA06-03

1998-07

4340 A BRAKE MASTER CYLINDER & POWER BRAKE
(W/ANTI LOCK BRAK...)



4340 A-2 * BRAKE MASTER CYLINDER & POWER BRAKE
(W/ANTI LOCK BRAKE)

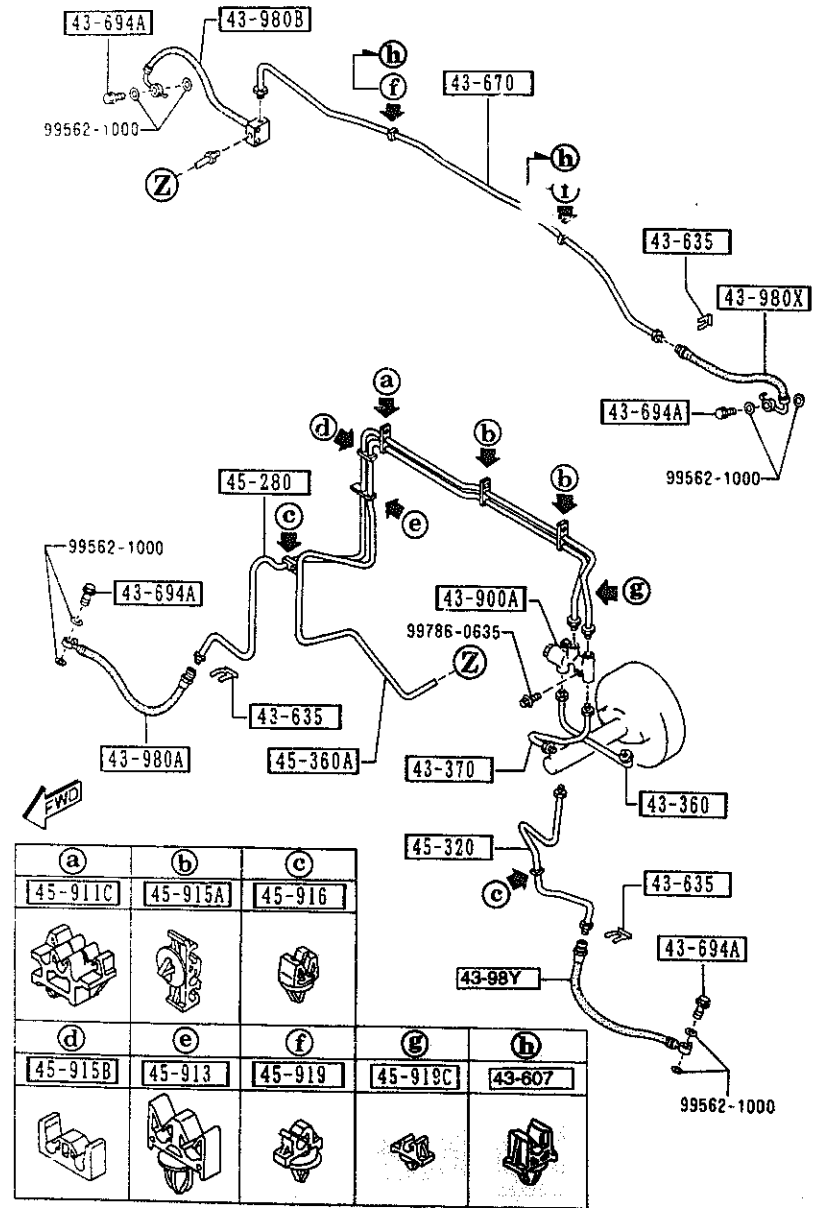
PART NO.	QTY	MODEL/RESTRICTION	MODEL/RESTRICTION	MODEL/RESTRICTION	FROM-TO
CONT'D NA23-43-830B	1				
+-----+ 43-990 +-----+		CYL., TANDEM MASTER			
NA23-43-40ZA	1				
+-----+ 49-610 +-----+		PARTS KIT, INN.-BRAKE			
D1V2-43-41Z	1				
+-----+ 49-620 +-----+		PISTON, PRIMARY			
B252-49-620A	1				
+-----+ 49-625 +-----+		CUP, SECONDARY			
NA23-43-625	2				
+-----+ 49-630 +-----+		PISTON, FLOATING			
NA23-43-63Z	1				
+-----+ 49-666 +-----+		WASHER, STOP			
*B252-49-666	1				
+-----+ 49-674A +-----+		RING, 'O'-MASTER CYL.			
NA23-43-515	2	SHINEI KOGYO (ILLUST. NO.1)			
99541-00603	1	NOK (ILLUST. NO.2)			
+-----+ 49-686B +-----+		BUSH, ELBOW JOINT			
F100-49-686	2				

AUNA06

CAT. AUNA06-03

1998-07

4360 BRAKE PIPINGS
(W/O ANTI LOCK BRAKE)



4360 -1 BRAKE PIPINGS
(W/O ANTI LOCK BRAKE)

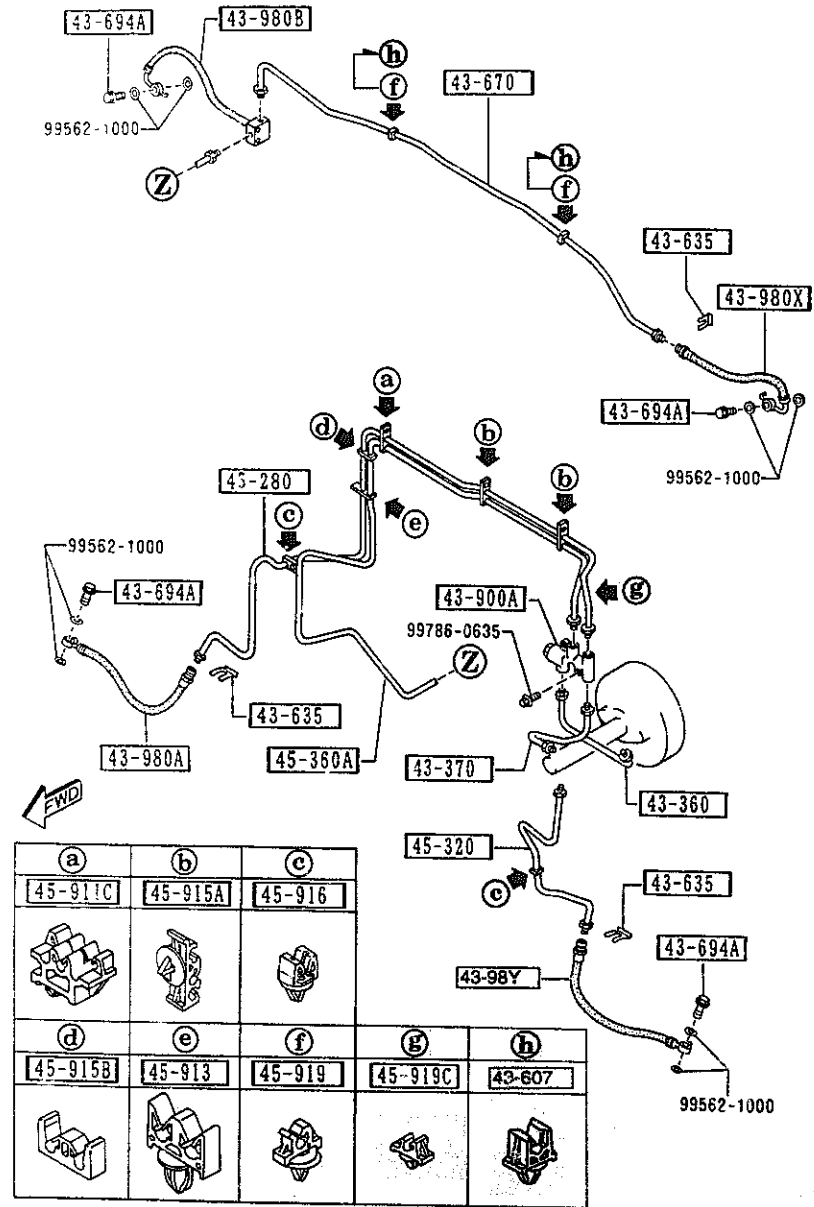
PART NO.	QTY	MODEL/RESTRICTION	MODEL/RESTRICTION	MODEL/RESTRICTION	EPOM-10
43-360		PIPE, BRAKE			
NA01-43-360A	1				
43-370		PIPE, BRAKE			
NA01-43-370	1				
43-607		CLIP, RR BRAKE PIPE			
*G309-43-607	2				7501-
43-635		CLIP, FLEXIBLE HOSE			
W023-43-635A	3				
43-670		PIPE, BRAKE-REAR			
NA01-43-670A AN(NA01-43-670B)	1				-7501
*NA01-43-670B AN(NA01-43-670C)	1				7501-7901
*NA01-43-670C	1				7901-
43-694A		BOLT, CONNECTOR			
B001-43-694A	4				
43-900A		VALVE, P. B.			
H380-43-900	1				
43-980A		HOSE(R), FLEXIBLE-FRT			
NA75-43-810 A (NA75-43-810A)	1				-7310
NA75-43-810A	1				7310-
43-980B		HOSE(R), FLEXIBLE-RR			
NA75-43-980 A (NA75-43-980A)	1				-7312
NA75-43-980A	1				7312-
43-980X		HOSE(L), FLEXIBLE-RR			
NA75-43-990 A (NA75-43-990A)	1				-7318
NA75-43-990A	1				7318-
43-980Y		HOSE(L), FLEXIBLE-FRT			
NA75-43-820	1				-7311
7310 NA35*V-732712					
7311 NA35*V-732795					
7312 NA35*V-732876					
7318 NA35*V-733271					
7501 NA35*V-736466					
7901 NA35*V-739040					

AUNA06

CAT. AUNA06-03

1998-07

4360 BRAKE PIPINGS
(W/O ANTI LOCK BRAKE)



4360 -2 * BRAKE PIPINGS
(W/O ANTI LOCK BRAKE)

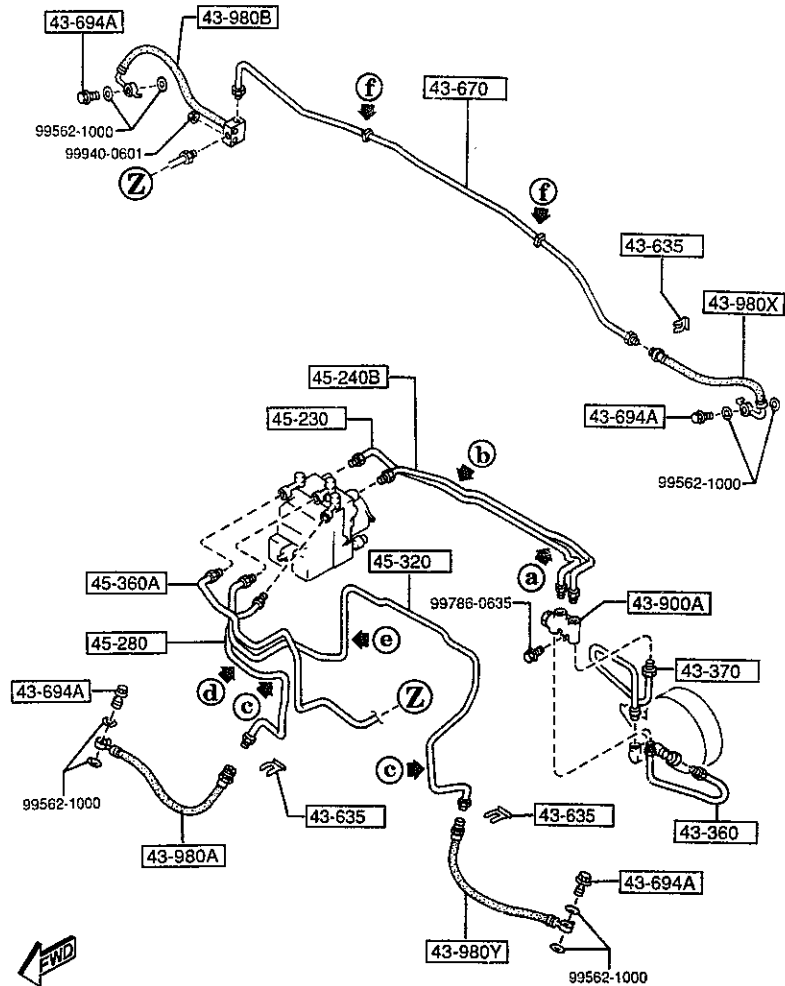
PART NO.	QTY	MODEL/RESTRICTION	MODEL/RESTRICTION	MODEL/RESTRICTION	FROM - TO
CONT'D					
A (NA75-43-820A)					
NA75-43-820A	1				7311-
-----+ 45-280 -----+		PIPE(R), BRAKE-FRONT			
NA75-45-280	1				
-----+ 45-320 -----+		PIPE(L), BRAKE-FRONT			
NA01-45-320D	1				
-----+ 45-360A -----+		PIPE, BRAKE-REAR			
NA75-45-360A	1				
-----+ 45-911C -----+		CLIP, PIPE			
NA01-45-911	1				
-----+ 45-913 -----+		HOLDER, PIPE			
NA75-45-913	1				
-----+ 45-915A -----+		HOLDER, PIPE			
B001-45-915	2				
-----+ 45-915B -----+		HOLDER, PIPE			
NA01-45-915A	1				
-----+ 45-916 -----+		HOLDER, PIPE			
BC1D-45-916	2				
-----+ 45-919 -----+		CLIP, PIPE			
B001-45-919B	2				-7501
-----+ 45-919C -----+		CLIP, PIPE			
G050-45-919A	1 (MT)				
7311 NA35*V-732793 7501 NA35*V-736464					

2-J 7

4360 A BRAKE PIPINGS
(W/ANTI LOCK BRAKE)

(1/2)

(-6B01)



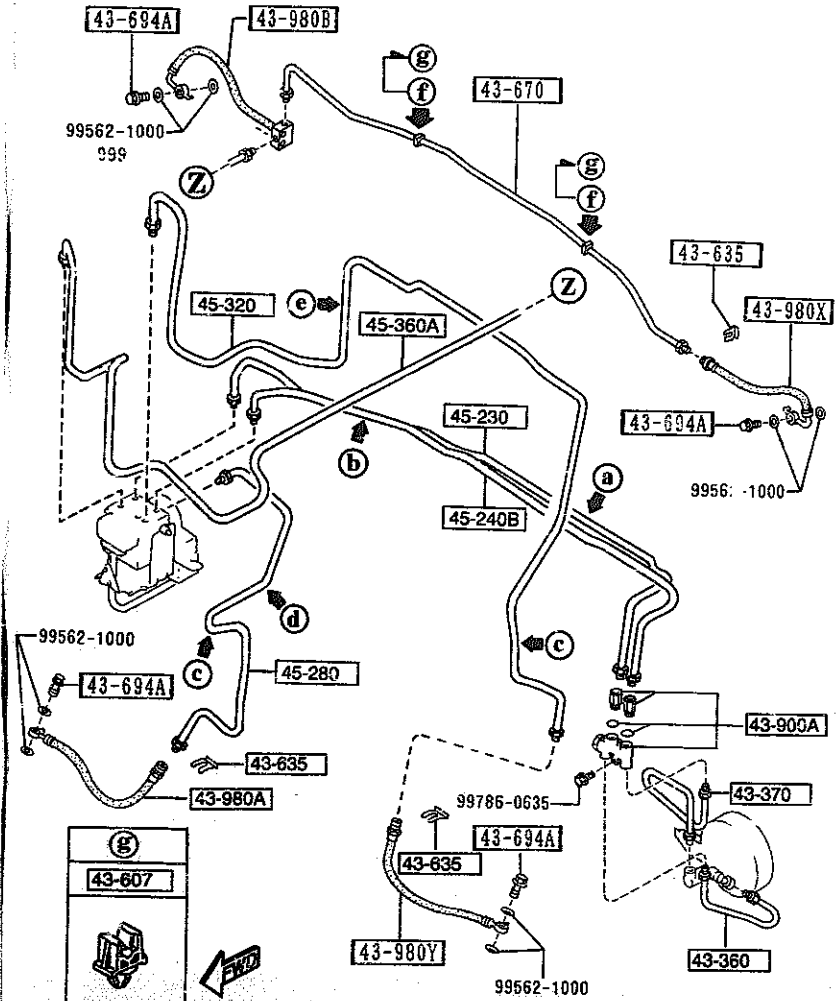
a	b	c	d	e	f
45-910E	45-920	45-916	43-919A	45-916A	45-919

AUNA06

4360 A BRAKE PIPINGS
(W/ANTI LOCK BRAKE)

(2/2)

(6B01-)



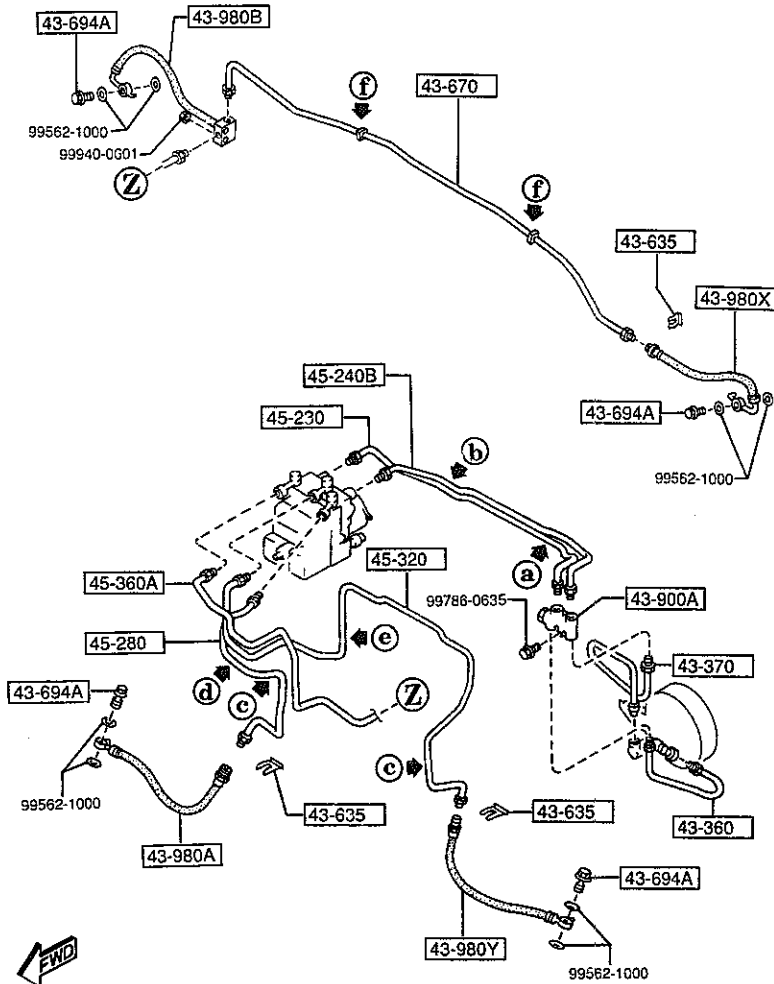
a	b	c	d	e	f
45-910E	45-920	45-916	43-919A	45-916A	45-919

AUNA06

4360 A BRAKE PIPINGS
(W/ANTI LOCK BRAKE)

(1/2)

(-6B01)



a	b	c	d	e	f
45-910E	45-920	45-916	43-919A	45-916A	45-919

AUNA06

4360 A-1 BRAKE PIPINGS
(W/ANTI LOCK BRAKE)

PART NO.	QTY	MODEL/RESTRICTION	MODEL/RESTRICTION	MODEL/RESTRICTION	FROM-TO
43-360		PIPE, BRAKE			
NA23-43-360A	1				
43-370		PIPE, BRAKE			
NA23-43-370A	1				
43-607		CLIP, RR BRAKE PIPE			
*G309-43-607	2				7501-
43-635		CLIP, FLEXIBLE HOSE			
W023-43-635A	3				
43-670		PIPE, BRAKE-REAR			
NA01-43-670A	1				-7501
AN(NA01-43-670B)					
*NA01-43-670B	1				7501-7901
AN(NA01-43-670C)					
*NA01-43-670C	1				7901-
43-694A		BOLT, CONNECTOR			
B001-43-694A	4				
43-900A		VALVE, P. B.			
F123-43-900	1				
43-919A		HOLDER, BRAKE PIPE			
NA20-45-915	1				
43-980A		HOSE(R), FLEXIBLE-FRT			
NA75-43-810	1				-7310
A (NA75-43-810A)					
NA75-43-810A	1				7310-
43-980B		HOSE(R), FLEXIBLE-RR			
NA75-43-980	1				-7312
A (NA75-43-980A)					
NA75-43-980A	1				7312-
43-980X		HOSE(L), FLEXIBLE-RR			
NA75-43-990	1				-7318
A (NA75-43-990A)					
NA75-43-990A	1				7318-
7310 NA35xV-732712 7312 NA35xV-732876 7318 NA35xV-733271 7501 NA35xV-736464 7901 NA35xV-739040					

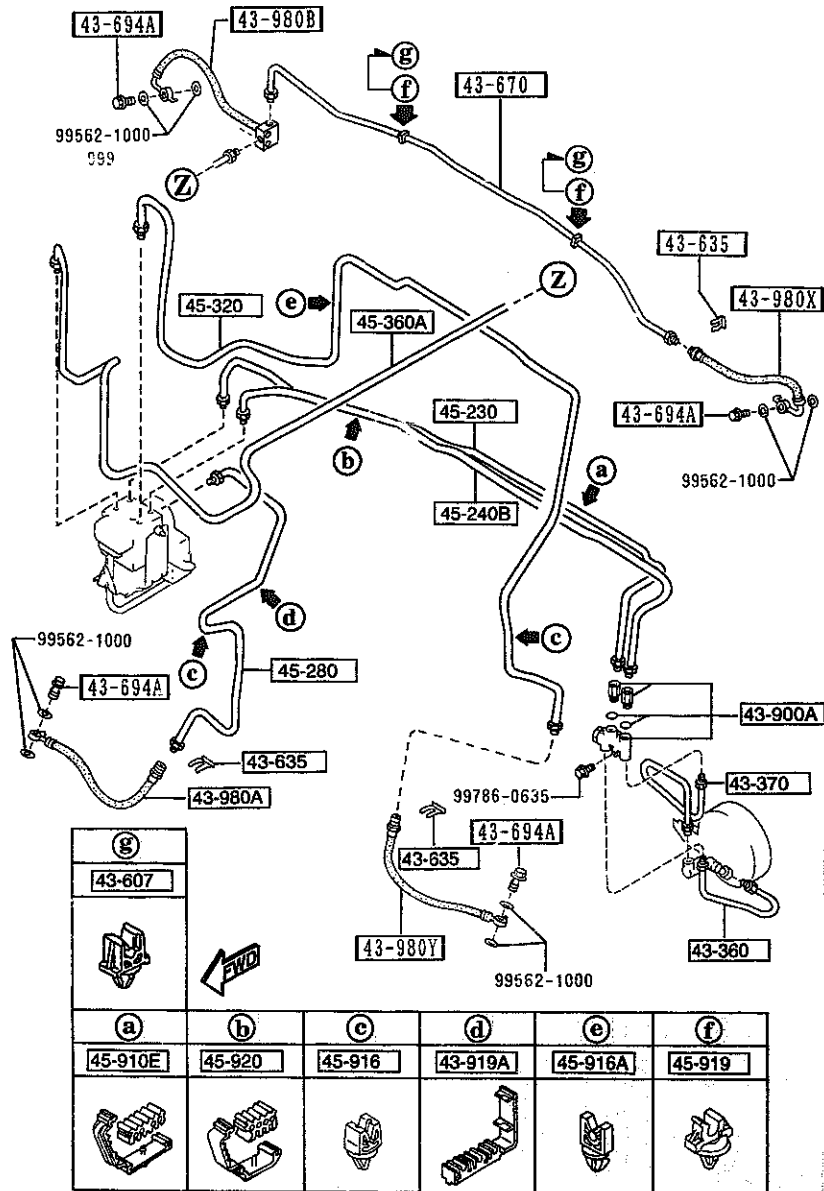
CAT. AUNA06-03

1998-07

4360 A BRAKE PIPINGS
(W/ANTI LOCK BRAKE)

(2/2)

(6B01-)



4360 A-2 BRAKE PIPINGS
(W/ANTI LOCK BRAKE)

PART NO.	QTY	MODEL/RESTRICTION	MODEL/RESTRICTION	MODEL/RESTRICTION	FROM-TO
43-980Y	1	HOSE(L), FLEXIBLE-FRT			-7311
NA75-43-820 A (NA75-43-820A)	1				7311-
NA75-43-820A	1				-6B01
45-230	1	PIPE NO.3, MAIN BRAKE			6B01-
NB13-45-230A	1				-6B01
NB44-45-230A	1				6B01-
45-240B	1	PIPE, BRAKE-FRT			-6B01
NB13-45-240A	1				6B01-
NB44-45-240A	1				-6B01
45-280	1	PIPE(R), BRAKE-FRONT			-6B01
NB13-45-280	1				6B01-
NB44-45-280C	1				-6B01
45-320	1	PIPE(L), BRAKE-FRONT			6B01-
NB13-45-320A	1				-6B01
NB44-45-320B	1				6B01-
45-360A	1	PIPE, BRAKE-REAR			-6B01
NB13-45-360B	1				6B01-7801
NB44-45-360C A (NB44-45-360E)	1				-6B01
*NB44-45-360E	1				6B01-7801
45-910E	1	HOLDER, PIPE			7801-
NA20-45-910A	1				
45-916	2	HOLDER, PIPE			
BC10-45-916	2				
45-916A	1	HOLDER, PIPE			
HG31-45-915	1				
45-919	2	CLIP, PIPE			
B001-45-919B	2				-7501
45-920	1	BRACKET			
6B01 NA35*V-723096 7311 NA35*V-32793 7501 NA35*V-736464 7801 NA35*V-739024					

AUNA06

CAT. AUNA06-03

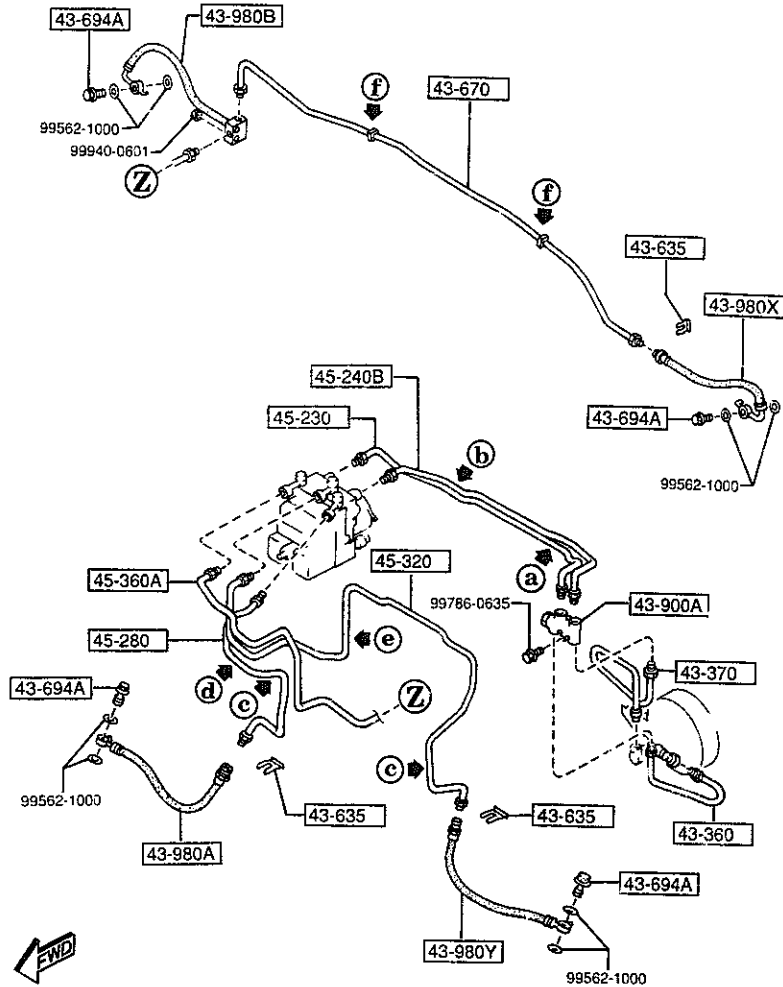
1998-07







2-M 7

4360 A BRAKE PIPINGS
(W/ANTI LOCK BRAKE)

(1/2)

(-6B01)



(a)	(b)	(c)	(d)	(e)	(f)
45-910E	45-920	45-916	43-919A	45-916A	45-919
					

AUNA06

4360 A-3 * BRAKE PIPINGS
(W/ANTI LOCK BRAKE)

PART NO.	QTY	MODEL/RESTRICTION	MODEL/RESTRICTION	MODEL/RESTRICTION	FROM-TO
CONT'D NA20-45-920B	1				

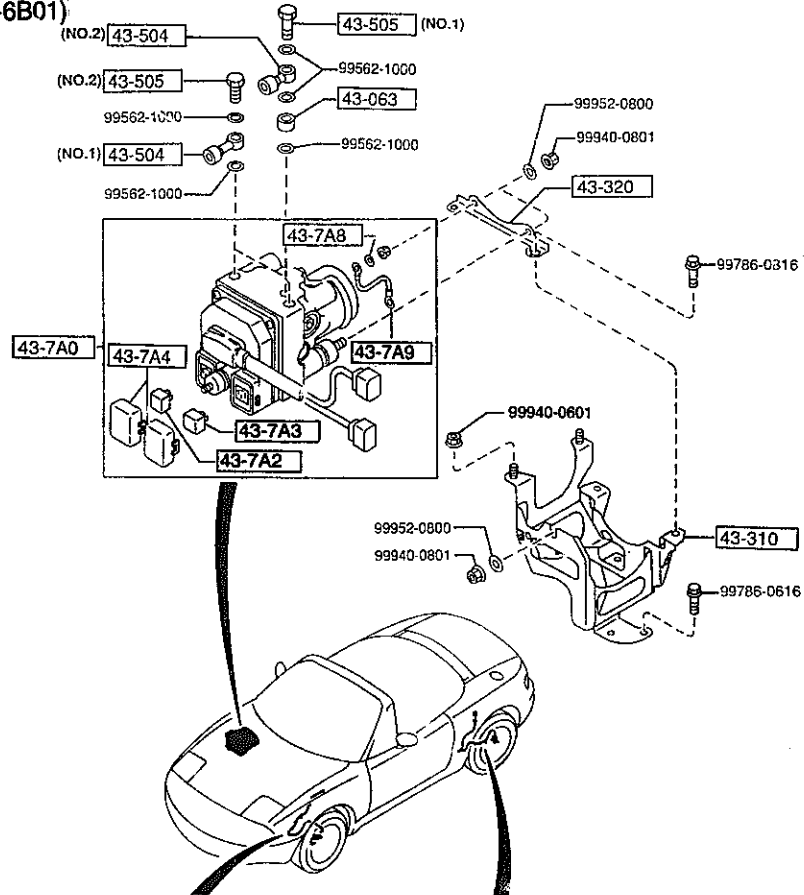
CAT. AUNA06-03

1998-07

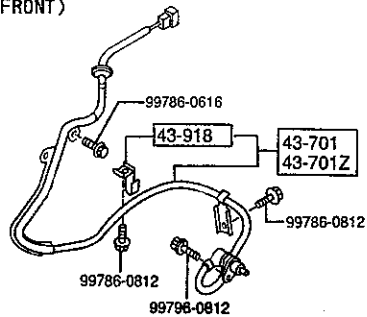
4370 ANTILOCK BRAKE SYSTEM

(1/2)

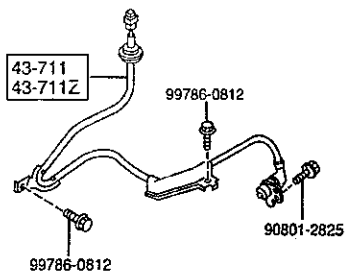
(-6B01)



(FRONT)



(REAR)



4370 -1 ANTILOCK BRAKE SYSTEM

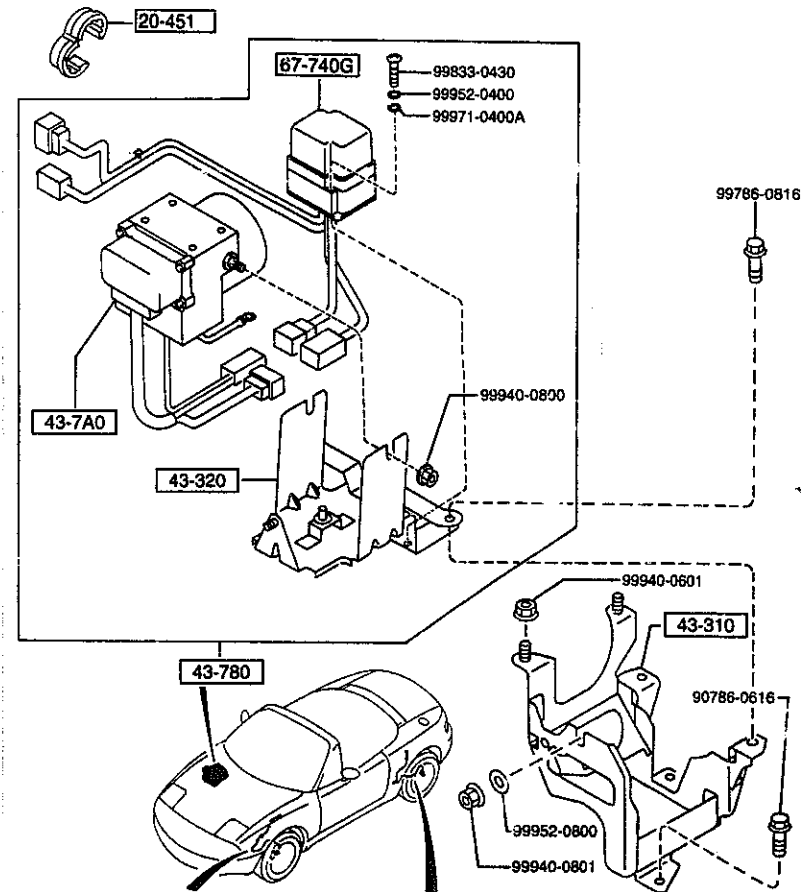
PART NO.	QTY	MODEL/RESTRICTION	MODEL/RESTRICTION	MODEL/RESTRICTION	FROM-TO
20-451		CLIP			
*B612-20-468	1				7401-
43-063		SPACER			
H683-43-506	1				-6B01
43-310		BRACKET NO 1,A.B.S.			
NB13-43-310A	1				-6B01
NB86-43-310A	1				6B01-
43-320		BRACKET NO 2,A.B.S.			
NB13-43-321A	1				-6B01
NB86-43-320A AN(NB86-43-320B)	1				6B01-7201
NB86-43-320B AN(NB86-43-320C)	1				7201-7410
NB86-43-320C	1				7410-
43-504		JOINT,PIPE			
EA03-43-504B	2	(ILLUST. NO.1)			-6B01
W023-43-504	1	(ILLUST. NO.2)			-6B01
43-505		BOLT,CONNECTOR			
H683-43-505	1	(ILLUST. NO.1)			-6B01
W023-43-505	2	(ILLUST. NO.2)			-6B01
43-7A0		UNIT,HYDRAULIC-ABS			
NB13-43-7A0B	1				-6B01
NB86-43-7A0A AN(NB86-43-7A0B)	1				6B01-7201
NB86-43-7A0B	1				7201-
43-7A2		RELAY,MOTOR-HYD. UNI T			
H682-43-7A2	1				-6B01
43-7A3		RELAY,VALVE-HYD. UNI T			
NA23-43-7A3	1				-6B01
43-7A4		COVER'L',HYDRAULIC U NIT			
H682-43-7A4	2				-6B01
6B01 NA35*V-723096					
7201 NA35*V-730033					
7401 NA35*V-734532					
7410 NA35*V-735164					

AUNA06

CAT. AUNA06-03

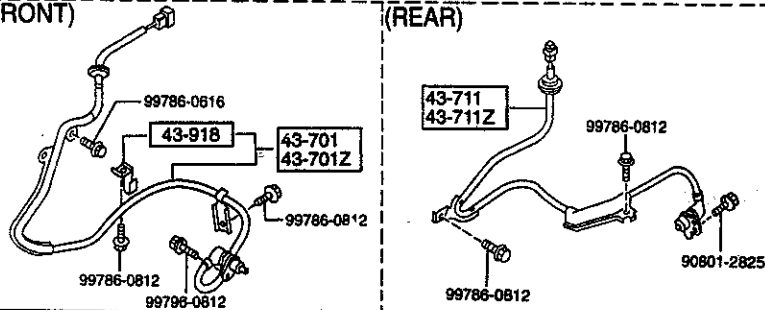
1998-07

(6B01-)



(FRONT)

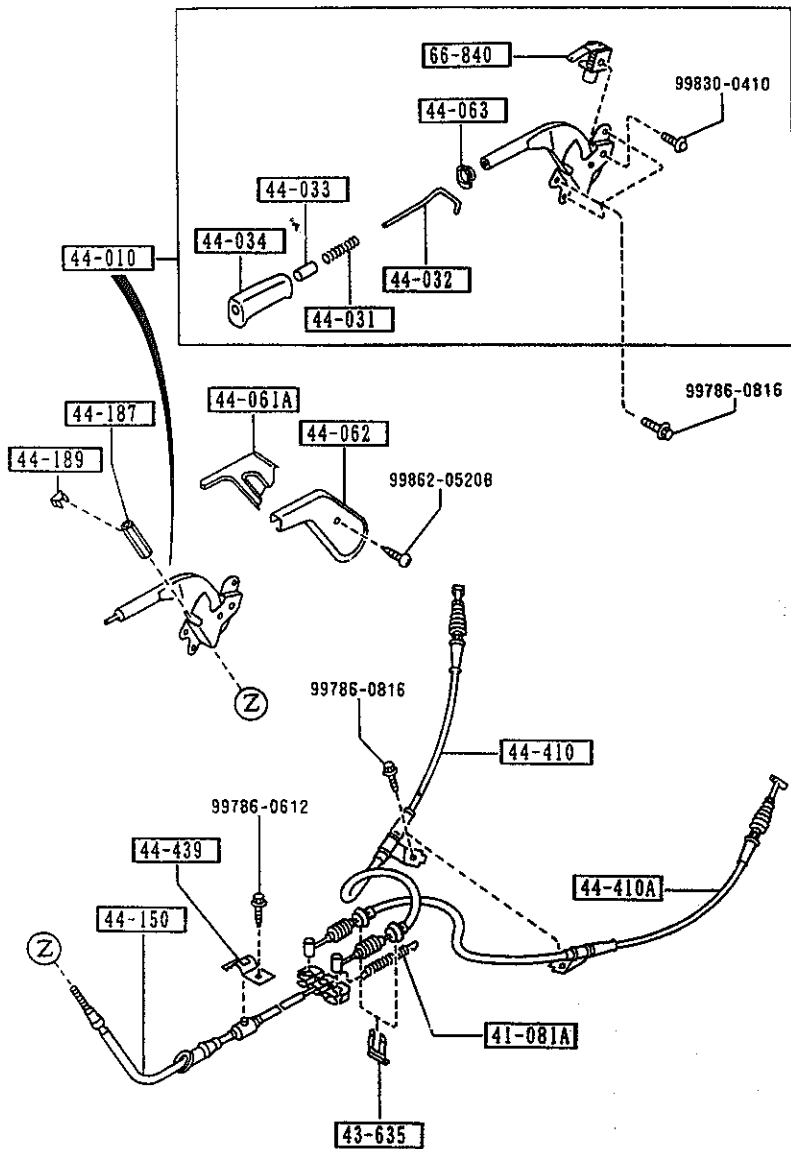
(REAR)



PART NO.	QTY	MODEL/RESTRICTION	MODEL/RESTRICTION	MODEL/RESTRICTION	FROM-TO
43-7AB		WASHER, HYD. UNIT			
NA23-43-7AB	1				-6801
43-7A9		WIRE, EARTH-HYD. UNIT			
H415-43-7A9	1				-6801
43-701		SENSOR(R), FRT-A. B. S.			
NA23-43-70XE	1				
43-701Z		SENSOR(L), FRT-A. B. S.			
NA23-43-73XE	1				
43-711		SENSOR(R), RR-A. B. S.			
NA23-43-71YB	1				
43-711Z		SENSOR(L), RR-A. B. S.			
NA23-43-72YB	1				
43-780		ANTILOCK BRAKE			
NBB6-43-780B	1				6801-7201
AN(NBB6-43-780D)					
NBB6-43-780D	1				7201-7401
AN(NBB6-43-780E)					
NBB6-43-780E	1				7401-7410
AN(NBB6-43-780F)					
NBB6-43-780F	1				7410-7615
AN(NBB6-43-780G)					
*NBB6-43-780G	1				7615-
43-918		CLIP, SENSOR HARNESS			
NA23-43-705	2				
67-740G		RELAY			
NBB6-67-740A	1				6801-7401
AN(NBB6-67-740B)					
NBB6-67-740B	1				7401-

6801 NA35*V-723096
 7201 NA35*V-730033
 7401 NA35*V-734532
 7410 NA35*V-735164
 7615 NA35*V-737985

4400 PARKING BRAKE SYSTEM



4400 -1 PARKING BRAKE SYSTEM

PART NO.	QTY	MODEL/RESTRICTION	MODEL/RESTRICTION	MODEL/RESTRICTION	FROM-TO
41-081A		SPRING, RETURN			
0750-41-308	1				
43-635		CLIP, FLEXIBLE HOSE			
W023-43-635A	2				
44-010		LEVER, PARKING BRAKE			
NA01-44-010	1	(URETHANE)			
N001-44-010A	1	(WOOD)			
44-031		SPRING, PARKING REVER			
G030-44-031	1				
44-032		ROD, RELEASE			
NA01-44-032	1				
44-033		BUTTON, RELEASE			
FB01-44-033	1				
44-034		CAP, PARK BRAKE LEVER			
FB01-44-034	1	(URETHANE)			
N001-44-034B	1	(WOOD)			
44-061A		COVER			
FB01-44-061B	1				
44-062		COVER			
FB01-44-062A	1				
44-063		SPACER			
FC01-44-063A	1	(URETHANE)			
N001-44-063	1	(WOOD)			
44-150		CABLE, PARKING-FRT			
NA01-44-150C AN(NA01-44-150D)	1				
*NA01-44-150D	1				-7526
44-187		SCREW, ADJUST			
0866-44-187A	1				7526-

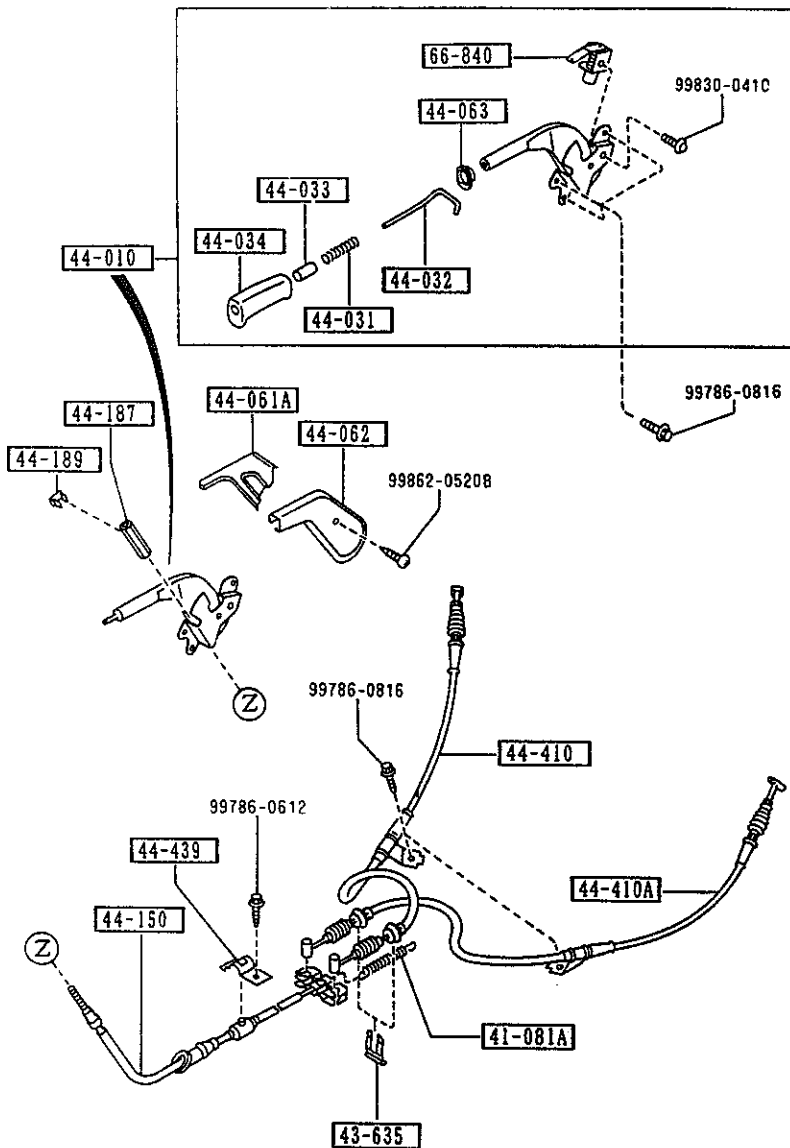
7526 NA35*V-737091

AUNA06

CAT. A3NA96-03

1998-07

4400 PARKING BRAKE SYSTEM



4400 -2 * PARKING BRAKE SYSTEM

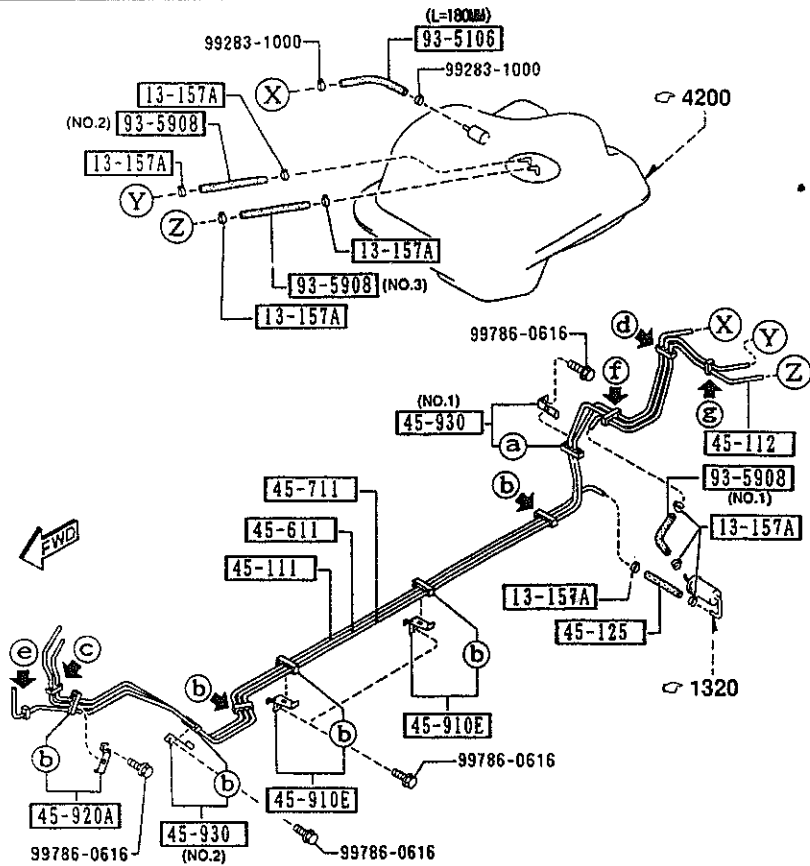
PART NO.	QTY	MODEL/RESTRICTION	MODEL/RESTRICTION	MODEL/RESTRICTION	FROM-TO
44-189		CLIP			
0866-44-189	1				
44-410		CABLE(R), R.-PARK.			
NA75-44-410	1				
44-410A		CABLE(L), R.-PARK.			
NA75-44-420	1				
44-439		CLIP, CABLE			
1011-44-439	1				
66-840		SWITCH, PARKING LAMP			
GJ21-66-450A	1				

AUNA06

CAT. AUNA06-03

1998-07

4500 FUEL PIPINGS

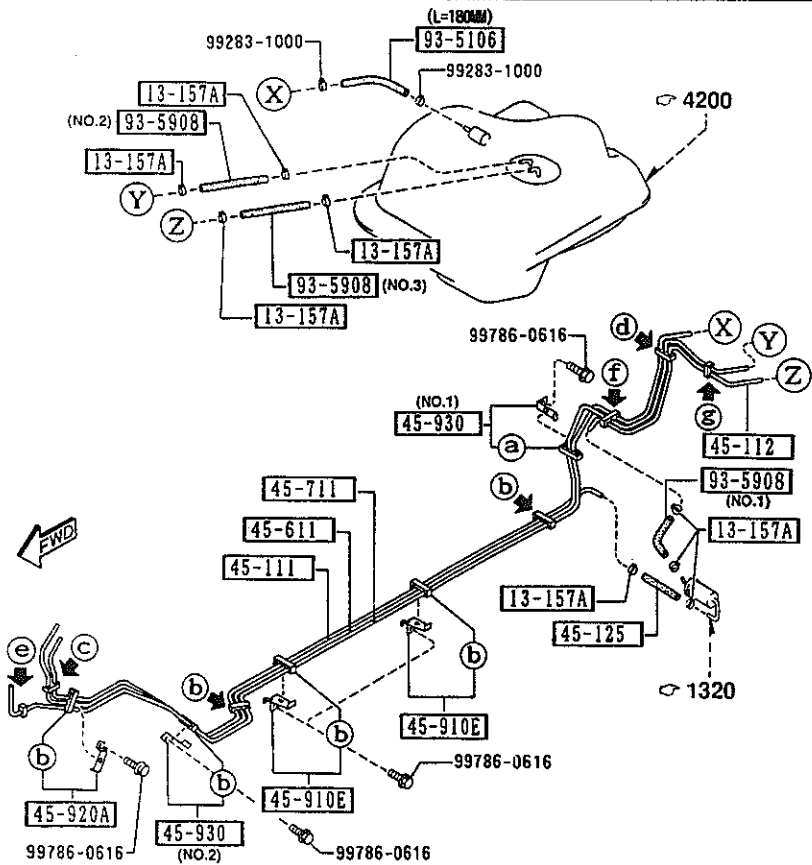


a	b	c	d	e	f	g
45-912D	45-912D	45-913	45-913A	45-914	45-915	45-921
(NO.1)	(NO.2)					

4500 -1 FUEL PIPINGS

PART NO.	QTY	MODEL/RESTRICTION	MODEL/RESTRICTION	MODEL/RESTRICTION	FROM-TO
13-157A		CLIP			
8574-13-157	8				
45-111		PIPE, FUEL-MAIN			
NA01-45-111	1				-7801
A (NA01-45-111B)					
*NA01-45-111B	1				7801-
45-112		PIPE, FUEL-MAIN			
NA75-45-112A	1				
45-125		HOSE, FUEL			
99359-0815	1				
45-611		PIPE, FUEL-RETURN			
NA75-45-611A	1				-7801
A (NA75-45-611C)					
*NA75-45-611C	1				7801-
45-711		PIPE, EVAPORATION			
NA75-45-711A	1				-7801
A (NA75-45-711C)					
*NA75-45-711C	1				7801-
45-910E		HOLDER, PIPE			
H266-45-910A	2				
45-912D		HOLDER 'A'			
H260-45-912	1	(ILLUST. NO.1)			
H266-45-912	6	(ILLUST. NO.2)			
45-913		HOLDER, PIPE			
NA01-45-912	1				
45-913A		CLIP, PIPE			
NA01-45-913	1				
45-914		HOLDER, PIPE			
FB01-45-914	1	NIFUKO			
7801 NA35KV-739024					

4500 FUEL PIPINGS

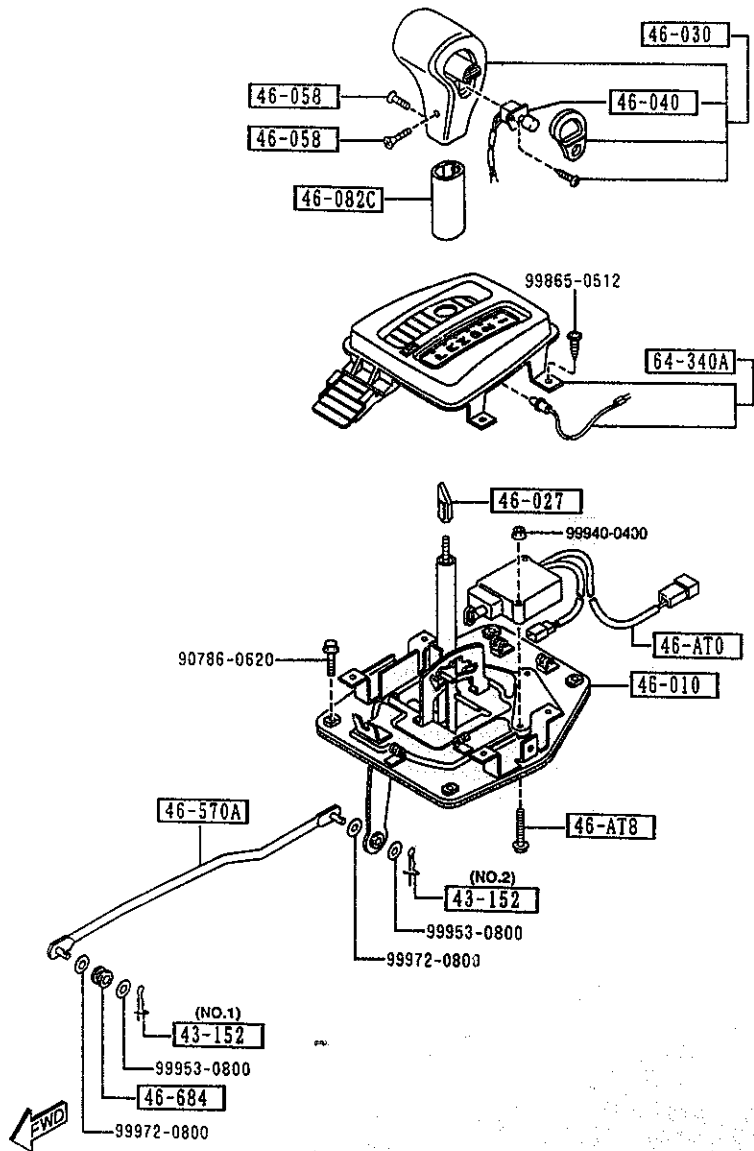


a	b	c	d	e	f	g
45-912D (NO.1)	45-912D (NO.2)	45-913	45-913A	45-914	45-915	45-921

4500 -2 * FUEL PIPINGS

PART NO.	QTY	MODEL/RESTRICTION	MODEL/RESTRICTION	MODEL/RESTRICTION	FROM-TO
45-915	1	CLIP,PIPE			
NA01-45-914	1				
45-920A	1	HOLDER'B',PIPE			
H266-45-920A	1				
45-921	1	CLIP,PIPE			
B210-45-917	1				
45-930	1	HOLDER'C',PIPE			
H260-45-930	1	(ILLUST. NO.1)			
H266-45-930A	1	(ILLUST. NO.2)			
93-5106	1	HOSE			
99351-06999	1	L=1M CUT IT TO USE			
93-5908	1	HOSE			
99359-0816	1	(ILLUST. NO.1)			
99359-0817	1	(ILLUST. NO.2)			
99359-0818	1	(ILLUST. NO.3)			

4600 CHANGE CONTROL SYSTEM
(AT)



AUNA06

4600 -1 * CHANGE CONTROL SYSTEM
(AT)

PART NO.	QTY	MODEL/ RESTRICTION	MODEL/RESTRICTION	MODEL/RESTRICTION	FROM-TO
43-152		PIN, SNAP			
D001-43-152	1	(ILLUST. NO.1)			
FB02-43-152A	1	(ILLUST. NO.2)			
46-AT0		ACTUATOR, SHIFT LOCK			
NAB1-46-AT0B	1				
46-AT8		SCREW			
H338-46-AT8	2				
46-010		LEVER, SELECT			
NAB1-46-100	1				
46-027		CAM, CHANGE LEVER			
H338-46-027	1				
46-030		KNOB, CHANGE LEVER			
NAB1-46-030B	1				
46-040		SWITCH, OVER DRIVE CONTROL			
NAB1-46-040	1				
46-058		SCREW, CHANGE LEVER KNOB			
FB02-46-058C	2				
46-082C		COVER, SELECT LEVER			
NA03-46-088	1				
46-570A		ROD, SELECTOR-REAR			
NA03-46-570	1				
46-684		BUSH			
1015-46-684A	1				
64-340A		INDICATOR			
NAB1-64-350A	1				

CAT. AUNA06-03

1998-07